

NOVARTIS AG FUTURE (NOVH) - EUX/202512

2024/09/17 18:46:07

Price
96.3234 CHF

Difference  -0.39% (-0.38)

General attributes

| | |
|---------------|-------------|
| Symbol | NOVHZ25 |
| Exchange | Eurex |
| Currency | CHF |
| Security type | Future |
| Underlying | NOVARTIS AG |
| Maturity | 12-2025 |
| Contract size | 100 |

Market data

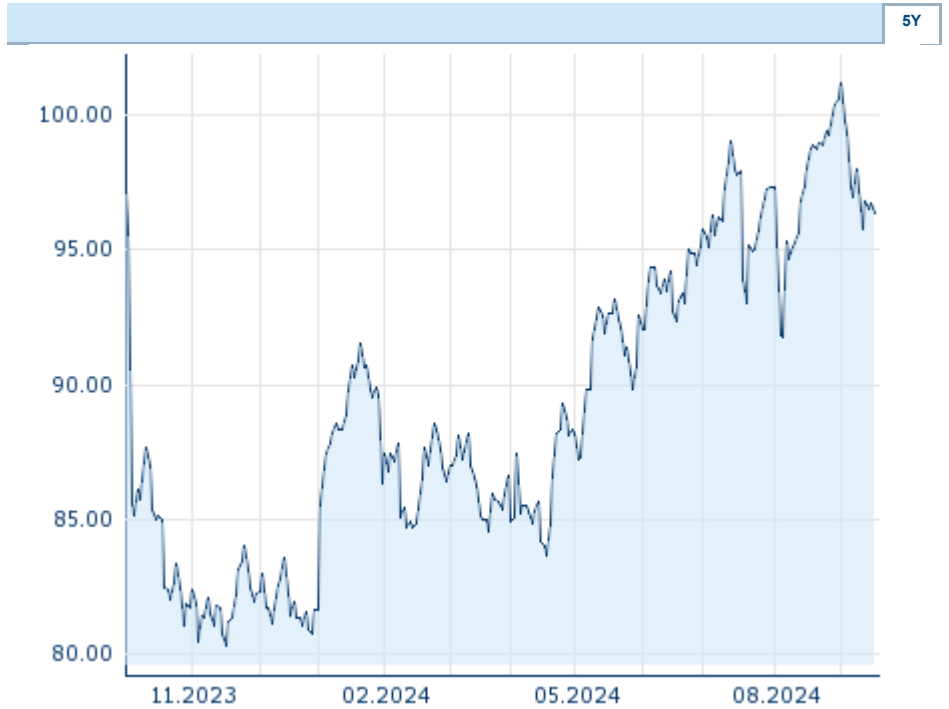
| | |
|-------------------------|------------------|
| Bid (Bid size) | - CHF (-) |
| Ask (Ask size) | - CHF (-) |
| Open | 96.3234 CHF |
| High | 96.3234 CHF |
| Low | 96.3234 CHF |
| Close (prev. day) | 96.7021 CHF |
| Underlying | NOVARTIS AG |
| Underlying price (date) | 97.97 (24/09/18) |
| Settlement price (date) | 96.32 (24/09/17) |
| Open Interest | 0 |

Performance and Risk

| | 6m | 1Y | 3Y |
|-------------|---------|----|----|
| Perf (%) | +13.12% | - | - |
| Perf (abs.) | +11.17 | - | - |
| Beta | - | - | - |
| Volatility | 17.69 | - | - |

Futures and Options

| | |
|-----------------|---|
| Related Futures | - |
| Related Options | - |












Information about previous performance does not guarantee future performance.
Source: FactSet

Price data

| | |
|---|---------------------------|
| Ø price 5 days Ø volume 5 days (pcs.) | 96.4017 CHF (0) |
| Ø price 30 days Ø volume 30 days (pcs.) | 97.7733 CHF (0) |
| Ø price 100 days Ø volume 100 days (pcs.) | 94.8667 CHF (0) |
| Ø price 250 days Ø volume 250 days (pcs.) | - CHF (-) |
| YTD High date | 101.1556 CHF (2024/09/02) |
| YTD Low date | 81.6387 CHF (2024/01/02) |
| 52 Weeks High date | - CHF (-) |
| 52 Weeks Low date | - CHF (-) |

Recent Research

| on underlying | on sector | on market | |
|---------------|---|-----------------------|---|
| Date | | Headline | Download |
| 2024/09/11 |  | Global Equity Ratings |  |
| 2024/09/05 |  | Global Equity Ratings |  |
| 2024/08/12 |  | Global Equity Ratings |  |
| 2024/07/24 |  | Global Equity Ratings |  |
| 2024/07/12 |  | Global Equity Ratings |  |