

NOVARTIS AG FUTURE (NOVH) - EUX/202409

2024/08/15 18:48:24

Price
98.8889 CHF

Difference  0.50% (0.49)

General attributes

Symbol	NOVHU24
Exchange	Eurex
Currency	CHF
Security type	Future
Underlying	NOVARTIS AG
Maturity	09-2024
Contract size	100

Market data

Bid (Bid size)	- CHF (-)
Ask (Ask size)	- CHF (-)
Open	98.8889 CHF
High	98.8889 CHF
Low	98.8889 CHF
Close (prev. day)	98.4007 CHF
Underlying	NOVARTIS AG
Underlying price (date)	99.53 (24/08/16)
Settlement price (date)	98.89 (24/08/15)
Open Interest	22,300

Performance and Risk

	6m	1Y	3Y
Perf (%)	+14.60%	-	-
Perf (abs.)	+12.60	-	-
Beta	-	-	-
Volatility	17.38	-	-

Futures and Options

Related Futures	-
Related Options	-












5Y

Information about previous performance does not guarantee future performance.
Source: FactSet

Price data

Ø price 5 days Ø volume 5 days (pcs.)	97.6343 CHF (0)
Ø price 30 days Ø volume 30 days (pcs.)	97.3655 CHF (227)
Ø price 100 days Ø volume 100 days (pcs.)	93.3116 CHF (221)
Ø price 250 days Ø volume 250 days (pcs.)	- CHF (-)
YTD High date	100.2967 CHF (2024/07/12)
YTD Low date	83.2751 CHF (2024/01/02)
52 Weeks High date	- CHF (-)
52 Weeks Low date	- CHF (-)

Recent Research

on underlying	on sector	on market	
Date		Headline	Download
2024/08/12		Global Equity Ratings	
2024/07/24		Global Equity Ratings	
2024/07/12		Global Equity Ratings	
2024/06/21		Global Equity Ratings	
2024/06/14		Global Equity Ratings	