

## GAMER PAKISTAN INC COM USD0.0001

ISIN: **US3646621066** WKN: **364662106**

## Overview

2024/08/21 21:18:37

5Y

Price

0.025 USD

Difference  0.00% (0.00)

## General attributes

ISIN	US3646621066
Symbol	GPAK
Exchange	FINRA other OTC Issues
Currency	USD
Sector	-
Security type	Stock
Market cap (m)	2 EUR
Benchmark	S&P 500

## Market data

Bid (Bid size)	-
Ask (Ask size)	-
Open	0.025 USD
High	0.025 USD
Low	0.025 USD
Close (prev. day)	0.025 USD
VWAP	0.025 USD
Volume (pcs)	3,056
Trading volume	76.40
Number of trades	4
Last size	1,598

## Futures and Options









Related Futures	-
Related Options	-



Information about previous performance does not guarantee future performance.

Source: FactSet

## Recent research

on market			
Date		Headline	Download
2024/08/12		Global Equity Ratings	
2024/07/24		Global Equity Ratings	
2024/07/12		Global Equity Ratings	
2024/07/03		Global Strategy 3Q 2024	
2024/06/21		Global Equity Ratings	

## Details

2024/08/21 21:18:37

Price

0.025 USD

Difference ↔ 0.00% (0.00)

### General attributes

ISIN	US3646621066
Symbol	GPAK
Exchange	FINRA other OTC Issues
Currency	USD
Sector	-
Security type	Stock
Market cap (m)	2 EUR
Benchmark	S&P 500

### Market data

Bid (Bid size)	-
Ask (Ask size)	-
Open	0.025 USD
High	0.025 USD
Low	0.025 USD
Close (prev. day)	0.025 USD
VWAP	0.025 USD
Volume (pcs)	3,056
Trading volume	76.40
Number of trades	4
Last size	1,598

### Performance and Risk

	6m	1Y	3Y
Perf (%)	-90.72%	-	-
Perf (abs.)	-0.24	-	-
Beta	0.05	0.40	0.20
Volatility	440.93	-	-

5Y



Information about previous performance does not guarantee future performance.  
Source: FactSet

### Price data

Ø price 5 days   Ø volume 5 days (pcs.)	0.023 USD (32,382)
Ø price 30 days   Ø volume 30 days (pcs.)	0.105 USD (2,110,162)
Ø price 100 days   Ø volume 100 days (pcs.)	0.188 USD (913,857)
Ø price 250 days   Ø volume 250 days (pcs.)	- USD (-)
YTD High   date	0.488 USD (2024/01/02)
YTD Low   date	0.000 USD (2024/08/06)
52 Weeks High   date	- USD (-)
52 Weeks Low   date	- USD (-)

### Arbitrage views

Exchange <span>⊕</span>	Date	Time	Price	Trading volume (mio.)	Number of trades
FINRA other OTC Issues	2024/08/21	21:18	0.025 USD	0.00	4

## Company profile

### Company Logo

#### Contact Details

GAMER PAKISTAN INC

--

----

Telefon: -

Fax: -

E-mail: -

### Company Profile

-