

FACC AG (FACC) - EUX/CALL/11/20240920

2024/07/08 18:25:36

Price
0.02 EUR

Difference  100.00% (0.01)

General attributes

Symbol	FACC24I2011.0
Exchange	EUX
Currency	EUR
Security type	Option
Underlying	FACC AG
Type	CALL
Style	American
Strike price	11.00 EUR
Maturity	2024/09/20
Contract size	100
Settlement date	2024/07/08
Delivery date	-

Market data

Bid (Bid size)	-
Ask (Ask size)	-
Open	0.02 EUR
High	0.02 EUR
Low	0.02 EUR
Close (prev. day)	0.01 EUR
Underlying	FACC
Underlying price (date)	0.02 (24/07/08)
Settlement price (date)	0.02 (24/07/08)
Open Interest	0

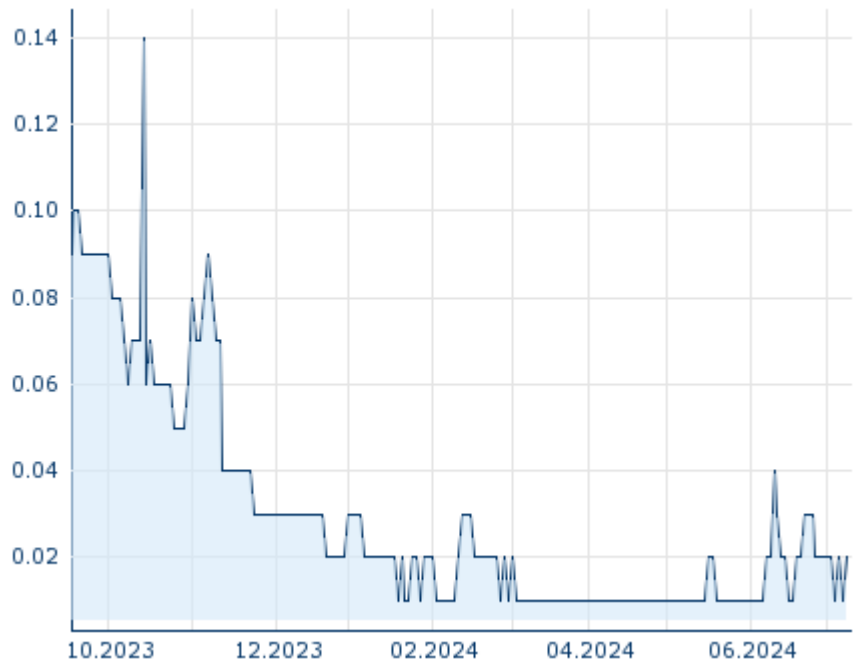
Performance and Risk

	6m	1Y	3Y
Perf (%)	+0.00%	-	-
Perf (abs.)	+0.00	-	-
Beta	-	-	-
Volatility	494.82	-	-

Futures and Options

Related Futures	-
Related Options	-

5Y







Information about previous performance does not guarantee future performance.
Source: FactSet

Price data

Ø price 5 days Ø volume 5 days (pcs.)	0.02 EUR (0)
Ø price 30 days Ø volume 30 days (pcs.)	0.02 EUR (0)
Ø price 100 days Ø volume 100 days (pcs.)	0.01 EUR (0)
Ø price 250 days Ø volume 250 days (pcs.)	- EUR (-)
YTD High date	0.04 EUR (2024/06/11)
YTD Low date	0.01 EUR (2024/01/19)
52 Weeks High date	- EUR (-)
52 Weeks Low date	- EUR (-)

Recent research

on sector		on market	
Date		Headline	Download
2024/06/21		Global Equity Ratings	
2024/06/14		Global Equity Ratings	
2024/05/29		Global Equity Ratings	
2024/04/26		Global Equity Ratings	
2024/04/03		Global Equity Ratings	