

## DR. ING. H.C. F. PORSCHE AG FUTURE (PAGF) - EUX/202410

2024/09/17 18:46:08

Price  
**68.0223** EURDifference  0.61% (0.41)

## General attributes

|               |   |
|---------------|---|
| Symbol        | PAGFV24                                     |
| Exchange      | Eurex                                       |
| Currency      | EUR   |
| Security type | Future                                      |
| Underlying    | DR. ING. H.C. F. PORSCHE AG NON-VTG PRF NPV |
| Maturity      | 10-2024                                     |
| Contract size | 100   |

## Market data

|                         |   |
|-------------------------|---|
| Bid (Bid size)          | - EUR (-)                                   |
| Ask (Ask size)          | - EUR (-)                                   |
| Open                    | 68.0223 EUR                                 |
| High                    | 68.0223 EUR                                 |
| Low                     | 68.0223 EUR                                 |
| Close (prev. day)       | 67.608 EUR                                  |
| Underlying              | DR. ING. H.C. F. PORSCHE AG NON-VTG PRF NPV |
| Underlying price (date) | 67.92 (24/09/18)                            |
| Settlement price (date) | 68.02 (24/09/17)                            |
| Open Interest           | 0   |

## Performance and Risk

|             | 6m      | 1Y | 3Y |
|-------------|---------|----|----|
| Perf (%)    | -23.26% | -  | -  |
| Perf (abs.) | -20.62  | -  | -  |
| Beta        | -       | -  | -  |
| Volatility  | 25.33   | -  | -  |

## Futures and Options

|                 |   |
|-----------------|---|
| Related Futures | - |
| Related Options | - |












5Y

Information about previous performance does not guarantee future performance.  
Source: FactSet

## Price data

|   |                          |
|---|--------------------------|
| Ø price 5 days   Ø volume 5 days (pcs.)     | 67.1939 EUR (0)          |
| Ø price 30 days   Ø volume 30 days (pcs.)   | 68.2466 EUR (0)          |
| Ø price 100 days   Ø volume 100 days (pcs.) | 72.5375 EUR (0)          |
| Ø price 250 days   Ø volume 250 days (pcs.) | 80.5373 EUR (0)          |
| YTD High   date                             | 95.3668 EUR (2024/04/11) |
| YTD Low   date                              | 65.4818 EUR (2024/09/10) |
| 52 Weeks High   date                        | - EUR (-)                |
| 52 Weeks Low   date                         | - EUR (-)                |

## Recent Research

|            | on underlying   | on sector | on market             |   |
|------------|---|-----------|-----------------------|---|
| Date       |   |           | Headline              | Download  |
| 2024/09/11 |  |           | Global Equity Ratings |  |
| 2024/09/05 |  |           | Global Equity Ratings |  |
| 2024/08/12 |  |           | Global Equity Ratings |  |
| 2024/07/24 |  |           | Global Equity Ratings |  |
| 2024/07/12 |  |           | Global Equity Ratings |  |