

KOJAMO OYJ FUTURE (KOJF) - EUX/202410

2024/07/16 18:50:40

Price
9.5232 EUR

Difference  -1.11% (-0.11)

General attributes

Symbol	KOJFV24
Exchange	Eurex
Currency	EUR
Security type	Future
Underlying	KOJAMO OYJ
Maturity	10-2024
Contract size	100

Market data

Bid (Bid size)	- EUR (-)
Ask (Ask size)	- EUR (-)
Open	9.5232 EUR
High	9.5232 EUR
Low	9.5232 EUR
Close (prev. day)	9.6304 EUR
Underlying	KOJAMO OYJ
Underlying price (date)	9.54 (24/07/17)
Settlement price (date)	9.52 (24/07/16)
Open Interest	0

Performance and Risk

	6m	1Y	3Y
Perf (%)	-17.17%	-	-
Perf (abs.)	-1.97	-	-
Beta	-	-	-
Volatility	31.44	-	-

Futures and Options

Related Futures	-
Related Options	-

5Y












Information about previous performance does not guarantee future performance.
Source: FactSet

Price data

Ø price 5 days Ø volume 5 days (pcs.)	10.1574 EUR (0)
Ø price 30 days Ø volume 30 days (pcs.)	9.7577 EUR (0)
Ø price 100 days Ø volume 100 days (pcs.)	10.3636 EUR (0)
Ø price 250 days Ø volume 250 days (pcs.)	- EUR (-)
YTD High date	12.2900 EUR (2024/01/08)
YTD Low date	9.3301 EUR (2024/06/19)
52 Weeks High date	- EUR (-)
52 Weeks Low date	- EUR (-)

Recent Research

on sector		on market	
Date		Headline	Download
2024/07/12		Global Equity Ratings	
2024/06/21		Global Equity Ratings	
2024/06/14		Global Equity Ratings	
2024/05/29		Global Equity Ratings	
2024/04/26		Global Equity Ratings	