

KOJAMO OYJ FUTURE (KOJF) - EUX/202410

2024/05/10 18:29:31

Price
10.3841 EUR

Difference  **-0.90% (-0.09)**

General attributes

Symbol	KOJFV24
Exchange	Eurex
Currency	EUR
Security type	Future
Underlying	KOJAMO OYJ
Maturity	10-2024
Contract size	100

Market data

Bid (Bid size)	- EUR (-)
Ask (Ask size)	- EUR (-)
Open	10.3841 EUR
High	10.3841 EUR
Low	10.3841 EUR
Close (prev. day)	10.478 EUR
Underlying	KOJAMO OYJ
Underlying price (date)	10.21 (24/05/10)
Settlement price (date)	10.38 (24/05/10)
Open Interest	0

Performance and Risk

	6m	1Y	3Y
Perf (%)	+6.41%	-	-
Perf (abs.)	+0.63	-	-
Beta	-	-	-
Volatility	29.86	-	-

Futures and Options

Related Futures	-
Related Options	-

5Y












Information about previous performance does not guarantee future performance.
Source: FactSet

Price data

Ø price 5 days Ø volume 5 days (pcs.)	10.6571 EUR (0)
Ø price 30 days Ø volume 30 days (pcs.)	10.5186 EUR (0)
Ø price 100 days Ø volume 100 days (pcs.)	11.0553 EUR (0)
Ø price 250 days Ø volume 250 days (pcs.)	- EUR (-)
YTD High date	12.2900 EUR (2024/01/08)
YTD Low date	9.8261 EUR (2024/04/16)
52 Weeks High date	- EUR (-)
52 Weeks Low date	- EUR (-)

Recent Research

on sector		on market	
Date		Headline	Download
2024/04/26		Global Equity Ratings	
2024/04/03		Global Equity Ratings	
2024/03/13		Global Equity Ratings	
2024/02/22		Global Equity Ratings	
2024/02/14		Global Equity Ratings	