

# K+S AKTIENGESELLSCHAFT FUTURE (SDXP) - EUX/202410

2024/07/26 18:35:50

**Price**  
**11.8746** EUR

**Difference**  **-0.60% (-0.07)**

**General attributes**

Symbol	SDXPV24
Exchange	Eurex
Currency	EUR
Security type	Future
Underlying	K+S AG
Maturity	10-2024
Contract size	100

**Market data**

Bid (Bid size)	- EUR (-)
Ask (Ask size)	- EUR (-)
Open	11.8746 EUR
High	11.8746 EUR
Low	11.8746 EUR
Close (prev. day)	11.9465 EUR
Underlying	K+S AG
Underlying price (date)	11.765 (24/07/26)
Settlement price (date)	11.87 (24/07/26)
Open Interest	0

**Performance and Risk**

	6m	1Y	3Y
Perf (%)	-10.32%	-	-
Perf (abs.)	-1.37	-	-
Beta	-	-	-
Volatility	24.48	-	-

**Futures and Options**

Related Futures	-
Related Options	-






Information about previous performance does not guarantee future performance.  
 Source: FactSet

**Price data**

Ø price 5 days   Ø volume 5 days (pcs.)	11.9065 EUR (0)
Ø price 30 days   Ø volume 30 days (pcs.)	12.2595 EUR (0)
Ø price 100 days   Ø volume 100 days (pcs.)	13.1606 EUR (0)
Ø price 250 days   Ø volume 250 days (pcs.)	- EUR (-)
YTD High   date	14.6395 EUR (2024/04/04)
YTD Low   date	11.6300 EUR (2024/07/16)
52 Weeks High   date	- EUR (-)
52 Weeks Low   date	- EUR (-)

**Recent Research**

on sector		on market	
Date		Headline	Download
2024/07/24		Global Equity Ratings	
2024/07/12		Global Equity Ratings	
2024/06/21		Global Equity Ratings	
2024/06/14		Global Equity Ratings	
2024/05/29		Global Equity Ratings	