

APPLE INC. FUTURE (AAPH) - EUX/202410

2024/05/02 18:23:03

Price
175.7948 USD

Difference  **-1.26% (-2.24)**

General attributes

Symbol	AAPHV24
Exchange	Eurex
Currency	USD
Security type	Future
Underlying	APPLE INC
Maturity	10-2024
Contract size	100

Market data

Bid (Bid size)	- USD (-)
Ask (Ask size)	- USD (-)
Open	175.7948 USD
High	175.7948 USD
Low	175.7948 USD
Close (prev. day)	178.0348 USD
Underlying	APPLE INC
Underlying price (date)	173.18 (24/05/02)
Settlement price (date)	175.79 (24/05/02)
Open Interest	0

Performance and Risk

	6m	1Y	3Y
Perf (%)	-5.45%	-	-
Perf (abs.)	-10.13	-	-
Beta	-	-	-
Volatility	19.36	-	-

Futures and Options

Related Futures	-
Related Options	-








Information about previous performance does not guarantee future performance.
Source: FactSet

Price data

Ø price 5 days Ø volume 5 days (pcs.)	175.9643 USD (0)
Ø price 30 days Ø volume 30 days (pcs.)	175.1709 USD (0)
Ø price 100 days Ø volume 100 days (pcs.)	187.1334 USD (0)
Ø price 250 days Ø volume 250 days (pcs.)	- USD (-)
YTD High date	202.9795 USD (2024/01/25)
YTD Low date	169.1244 USD (2024/04/19)
52 Weeks High date	- USD (-)
52 Weeks Low date	- USD (-)

Recent Research

on underlying	on sector	on market	
Date		Headline	Download
2024/04/26		Global Equity Ratings	
2024/04/03		Global Equity Ratings	
2024/03/13		Global Equity Ratings	
2024/02/22		Global Equity Ratings	
2024/02/14		Global Equity Ratings	