

KONECRANES OYJ FUTURE (KCRF) - EUX/202410

2024/07/04 18:48:27

Price
55.5957 EUR

Difference  0.54% (0.30)

General attributes

Symbol	KCRFV24
Exchange	Eurex
Currency	EUR
Security type	Future
Underlying	KONECRANES ABP
Maturity	10-2024
Contract size	100

Market data

Bid (Bid size)	- EUR (-)
Ask (Ask size)	- EUR (-)
Open	55.5957 EUR
High	55.5957 EUR
Low	55.5957 EUR
Close (prev. day)	55.2982 EUR
Underlying	KONECRANES ABP
Underlying price (date)	54.95 (24/07/04)
Settlement price (date)	55.60 (24/07/04)
Open Interest	0

Performance and Risk

	6m	1Y	3Y
Perf (%)	+39.66%	-	-
Perf (abs.)	+15.79	-	-
Beta	-	-	-
Volatility	26.38	-	-

Futures and Options

Related Futures	-
Related Options	-

5Y












Information about previous performance does not guarantee future performance.
Source: FactSet

Price data

Ø price 5 days Ø volume 5 days (pcs.)	54.8511 EUR (0)
Ø price 30 days Ø volume 30 days (pcs.)	54.1968 EUR (0)
Ø price 100 days Ø volume 100 days (pcs.)	51.3969 EUR (0)
Ø price 250 days Ø volume 250 days (pcs.)	- EUR (-)
YTD High date	56.4518 EUR (2024/06/12)
YTD Low date	38.5481 EUR (2024/01/11)
52 Weeks High date	- EUR (-)
52 Weeks Low date	- EUR (-)

Recent Research

on sector		on market	
Date		Headline	Download
2024/06/21		Global Equity Ratings	
2024/06/14		Global Equity Ratings	
2024/05/29		Global Equity Ratings	
2024/04/26		Global Equity Ratings	
2024/04/03		Global Equity Ratings	