

## KONE OYJ FUTURE (KC4L) - EUX/202410

2024/04/30 18:39:30

Price  
**46.6303** EURDifference  -1.06% (-0.50)

## General attributes

Symbol	KC4LV24
Exchange	Eurex
Currency	EUR
Security type	Future
Underlying	KONE OYJ
Maturity	10-2024
Contract size	100

## Market data

Bid (Bid size)	- EUR (-)
Ask (Ask size)	- EUR (-)
Open	46.6303 EUR
High	46.6303 EUR
Low	46.6303 EUR
Close (prev. day)	47.1278 EUR
Underlying	KONE OYJ
Underlying price (date)	45.62 (24/05/02)
Settlement price (date)	46.63 (24/04/30)
Open Interest	0

## Performance and Risk

	6m	1Y	3Y
Perf (%)	+16.08%	-	-
Perf (abs.)	+6.46	-	-
Beta	-	-	-
Volatility	22.39	-	-

## Futures and Options

Related Futures	-
Related Options	-











Information about previous performance does not guarantee future performance.  
Source: FactSet

## Price data

Ø price 5 days   Ø volume 5 days (pcs.)	46.0561 EUR (0)
Ø price 30 days   Ø volume 30 days (pcs.)	44.5467 EUR (0)
Ø price 100 days   Ø volume 100 days (pcs.)	44.4390 EUR (0)
Ø price 250 days   Ø volume 250 days (pcs.)	- EUR (-)
YTD High   date	47.1278 EUR (2024/04/29)
YTD Low   date	42.3063 EUR (2024/01/17)
52 Weeks High   date	- EUR (-)
52 Weeks Low   date	- EUR (-)

## Recent Research

on underlying	on sector	on market	
Date		Headline	Download
2023/10/27		Global Equity Ratings	
2023/09/29		Global Equity Ratings	
2023/09/08		Global Equity Ratings	
2023/08/22		Global Equity Ratings	
2023/08/17		Global Equity Ratings	