

SANOFI S.A. FUTURE (SNWG) - EUX/202410

2024/09/17 18:46:15

Price
103.2374 EUR

Difference  -0.42% (-0.43)

General attributes

Symbol	SNWGV24
Exchange	Eurex
Currency	EUR
Security type	Future
Underlying	SANOFI S.A.
Maturity	10-2024
Contract size	100

Market data

Bid (Bid size)	- EUR (-)
Ask (Ask size)	- EUR (-)
Open	103.2374 EUR
High	103.2374 EUR
Low	103.2374 EUR
Close (prev. day)	103.6696 EUR
Underlying	SANOFI S.A.
Underlying price (date)	103.08 (24/09/18)
Settlement price (date)	103.24 (24/09/17)
Open Interest	0

Performance and Risk

	6m	1Y	3Y
Perf (%)	+18.77%	-	-
Perf (abs.)	+16.31	-	-
Beta	-	-	-
Volatility	19.26	-	-

Futures and Options

Related Futures	-
Related Options	-












Information about previous performance does not guarantee future performance.
Source: FactSet

Price data

Ø price 5 days Ø volume 5 days (pcs.)	103.7699 EUR (0)
Ø price 30 days Ø volume 30 days (pcs.)	101.4294 EUR (0)
Ø price 100 days Ø volume 100 days (pcs.)	94.9695 EUR (0)
Ø price 250 days Ø volume 250 days (pcs.)	91.9741 EUR (0)
YTD High date	106.1957 EUR (2024/09/09)
YTD Low date	83.5481 EUR (2024/04/18)
52 Weeks High date	- EUR (-)
52 Weeks Low date	- EUR (-)

Recent Research

on underlying	on sector	on market	
Date		Headline	Download
2024/09/11		Global Equity Ratings	
2024/09/05		Global Equity Ratings	
2024/08/12		Global Equity Ratings	
2024/07/24		Global Equity Ratings	
2024/07/12		Global Equity Ratings	