

D'IETEREN GROUP FUTURE (DIEG) - EUX/202410

2024/08/07 18:43:07

Price
204.1329 EUR

Difference  3.09% (6.13)

General attributes

Symbol	DIEGV24
Exchange	Eurex
Currency	EUR
Security type	Future
Underlying	D'IETEREN GROUP SA/NV
Maturity	10-2024
Contract size	100

Market data

Bid (Bid size)	- EUR (-)
Ask (Ask size)	- EUR (-)
Open	204.1329 EUR
High	204.1329 EUR
Low	204.1329 EUR
Close (prev. day)	198.0071 EUR
Underlying	D'IETEREN GROUP SA/NV
Underlying price (date)	202.60 (24/08/07)
Settlement price (date)	204.13 (24/08/07)
Open Interest	0

Performance and Risk

	6m	1Y	3Y
Perf (%)	+10.37%	-	-
Perf (abs.)	+18.61	-	-
Beta	-	-	-
Volatility	23.25	-	-

Futures and Options

Related Futures	-
Related Options	-

5Y











Information about previous performance does not guarantee future performance.
Source: FactSet

Price data

Ø price 5 days Ø volume 5 days (pcs.)	205.2793 EUR (0)
Ø price 30 days Ø volume 30 days (pcs.)	208.2606 EUR (0)
Ø price 100 days Ø volume 100 days (pcs.)	205.4320 EUR (0)
Ø price 250 days Ø volume 250 days (pcs.)	- EUR (-)
YTD High date	219.7742 EUR (2024/05/09)
YTD Low date	172.2855 EUR (2024/02/19)
52 Weeks High date	- EUR (-)
52 Weeks Low date	- EUR (-)

Recent Research

on sector		on market	
Date		Headline	Download
2024/07/24		Global Equity Ratings	
2024/07/12		Global Equity Ratings	
2024/06/21		Global Equity Ratings	
2024/06/14		Global Equity Ratings	
2024/05/29		Global Equity Ratings	