

## SIEMENS AG FUTURE (SIEH) - EUX/202410

2024/07/16 18:51:05

Price  
**183.4525** EURDifference  0.36% (0.67)

## General attributes

Symbol	SIEHV24
Exchange	Eurex
Currency	EUR
Security type	Future
Underlying	SIEMENS AG
Maturity	10-2024
Contract size	100

## Market data

Bid (Bid size)	- EUR (-)
Ask (Ask size)	- EUR (-)
Open	183.4525 EUR
High	183.4525 EUR
Low	183.4525 EUR
Close (prev. day)	182.7854 EUR
Underlying	SIEMENS AG
Underlying price (date)	180.02 (24/07/17)
Settlement price (date)	183.45 (24/07/16)
Open Interest	0

## Performance and Risk

	6m	1Y	3Y
Perf (%)	+13.29%	-	-
Perf (abs.)	+21.52	-	-
Beta	-	-	-
Volatility	24.24	-	-

## Futures and Options

Related Futures	-
Related Options	-

5Y












Information about previous performance does not guarantee future performance.  
Source: FactSet

## Price data

Ø price 5 days   Ø volume 5 days (pcs.)	182.3197 EUR (0)
Ø price 30 days   Ø volume 30 days (pcs.)	176.4265 EUR (0)
Ø price 100 days   Ø volume 100 days (pcs.)	179.7120 EUR (0)
Ø price 250 days   Ø volume 250 days (pcs.)	- EUR (-)
YTD High   date	191.6126 EUR (2024/05/10)
YTD Low   date	159.6284 EUR (2024/01/17)
52 Weeks High   date	- EUR (-)
52 Weeks Low   date	- EUR (-)

## Recent Research

on underlying   on sector   on market			
Date		Headline	Download
2024/07/12		Global Equity Ratings	
2024/06/21		Global Equity Ratings	
2024/06/14		Global Equity Ratings	
2024/05/29		Global Equity Ratings	
2024/04/26		Global Equity Ratings	