

SIEMENS AG FUTURE (SIEH) - EUX/202410

2024/07/18 18:34:36

Price
172.2597 EURDifference  -4.43% (-7.98)

General attributes

Symbol	SIEHV24
Exchange	Eurex
Currency	EUR
Security type	Future
Underlying	SIEMENS AG
Maturity	10-2024
Contract size	100

Market data

Bid (Bid size)	- EUR (-)
Ask (Ask size)	- EUR (-)
Open	172.2597 EUR
High	172.2597 EUR
Low	172.2597 EUR
Close (prev. day)	180.2398 EUR
Underlying	SIEMENS AG
Underlying price (date)	170.44 (24/07/19)
Settlement price (date)	172.26 (24/07/18)
Open Interest	0

Performance and Risk

	6m	1Y	3Y
Perf (%)	+6.59%	-	-
Perf (abs.)	+10.64	-	-
Beta	-	-	-
Volatility	25.20	-	-

Futures and Options

Related Futures	-
Related Options	-

5Y












Information about previous performance does not guarantee future performance.
Source: FactSet

Price data

Ø price 5 days Ø volume 5 days (pcs.)	180.9797 EUR (0)
Ø price 30 days Ø volume 30 days (pcs.)	176.1936 EUR (0)
Ø price 100 days Ø volume 100 days (pcs.)	179.6463 EUR (0)
Ø price 250 days Ø volume 250 days (pcs.)	- EUR (-)
YTD High date	191.6126 EUR (2024/05/10)
YTD Low date	159.6284 EUR (2024/01/17)
52 Weeks High date	- EUR (-)
52 Weeks Low date	- EUR (-)

Recent Research

on underlying	on sector	on market		
Date			Headline	Download
2024/07/12			Global Equity Ratings	
2024/06/21			Global Equity Ratings	
2024/06/14			Global Equity Ratings	
2024/05/29			Global Equity Ratings	
2024/04/26			Global Equity Ratings	