

ESSILORLUX. SA STOCK TRACKING FUTURE (1EFX) - EUX/202410

2024/09/18 19:02:51

Price
205.4499 EUR

Difference  -0.35% (-0.72)

General attributes

| | |
|---------------|------------------|
| Symbol | 1EFXV24 |
| Exchange | Eurex |
| Currency | EUR |
| Security type | Future |
| Underlying | ESSILORLUXOTTICA |
| Maturity | 10-2024 |
| Contract size | 100 |

Market data

| | |
|-------------------------|-------------------|
| Bid (Bid size) | - EUR (-) |
| Ask (Ask size) | - EUR (-) |
| Open | 205.4499 EUR |
| High | 205.4499 EUR |
| Low | 205.4499 EUR |
| Close (prev. day) | 206.1737 EUR |
| Underlying | ESSILORLUXOTTICA |
| Underlying price (date) | 204.80 (24/09/18) |
| Settlement price (date) | 205.45 (24/09/18) |
| Open Interest | 0 |

Performance and Risk

| | 6m | 1Y | 3Y |
|-------------|--------|----|----|
| Perf (%) | -3.97% | - | - |
| Perf (abs.) | -8.53 | - | - |
| Beta | - | - | - |
| Volatility | 20.48 | - | - |

Futures and Options

| | |
|-----------------|---|
| Related Futures | - |
| Related Options | - |

5Y











Information about previous performance does not guarantee future performance.
Source: FactSet

Price data

| | |
|---------------------------------------------|---------------------------|
| Ø price 5 days Ø volume 5 days (pcs.) | 208.8526 EUR (0) |
| Ø price 30 days Ø volume 30 days (pcs.) | 212.3877 EUR (0) |
| Ø price 100 days Ø volume 100 days (pcs.) | 208.5632 EUR (0) |
| Ø price 250 days Ø volume 250 days (pcs.) | 198.1175 EUR (0) |
| YTD High date | 216.5357 EUR (2024/08/29) |
| YTD Low date | 180.9500 EUR (2024/01/17) |
| 52 Weeks High date | - EUR (-) |
| 52 Weeks Low date | - EUR (-) |

Recent Research

| on sector | | on market | |
|------------|-------------------------------------------------------------------------------------|-----------------------|---------------------------------------------------------------------------------------|
| Date | | Headline | Download |
| 2024/09/11 |  | Global Equity Ratings |  |
| 2024/09/05 |  | Global Equity Ratings |  |
| 2024/08/12 |  | Global Equity Ratings |  |
| 2024/07/24 |  | Global Equity Ratings |  |
| 2024/07/12 |  | Global Equity Ratings |  |