

KERING S.A. FUTURE (PPXH) - EUX/202410

2024/06/14 18:39:17

Price
306.7801 EURDifference  -3.84% (-12.27)

General attributes

Symbol	PPXHV24
Exchange	Eurex
Currency	EUR
Security type	Future
Underlying	KERING S.A.
Maturity	10-2024
Contract size	100

Market data

Bid (Bid size)	- EUR (-)
Ask (Ask size)	- EUR (-)
Open	306.7801 EUR
High	306.7801 EUR
Low	306.7801 EUR
Close (prev. day)	319.047 EUR
Underlying	KERING S.A.
Underlying price (date)	302.50 (24/06/14)
Settlement price (date)	306.78 (24/06/14)
Open Interest	0

Performance and Risk

	6m	1Y	3Y
Perf (%)	-28.41%	-	-
Perf (abs.)	-121.75	-	-
Beta	-	-	-
Volatility	32.59	-	-

Futures and Options

Related Futures	-
Related Options	-












5Y

Information about previous performance does not guarantee future performance.
Source: FactSet

Price data

Ø price 5 days Ø volume 5 days (pcs.)	320.7858 EUR (0)
Ø price 30 days Ø volume 30 days (pcs.)	332.6948 EUR (0)
Ø price 100 days Ø volume 100 days (pcs.)	369.8493 EUR (0)
Ø price 250 days Ø volume 250 days (pcs.)	- EUR (-)
YTD High date	436.8438 EUR (2024/02/22)
YTD Low date	306.7801 EUR (2024/06/14)
52 Weeks High date	- EUR (-)
52 Weeks Low date	- EUR (-)

Recent Research

on underlying	on sector	on market		
Date			Headline	Download
2024/02/14			Global Equity Ratings	
2024/01/23			Global Equity Ratings	
2023/12/21			Global Equity Ratings	
2023/12/07			Global Equity Ratings	
2023/11/24			Global Equity Ratings	