

KERING S.A. FUTURE (PPXH) - EUX/202410

2024/06/17 18:36:18

Price
308.8585 EURDifference  0.68% (2.08)

General attributes

Symbol	PPXHV24
Exchange	Eurex
Currency	EUR
Security type	Future
Underlying	KERING S.A.
Maturity	10-2024
Contract size	100

Market data

Bid (Bid size)	- EUR (-)
Ask (Ask size)	- EUR (-)
Open	308.8585 EUR
High	308.8585 EUR
Low	308.8585 EUR
Close (prev. day)	306.7801 EUR
Underlying	KERING S.A.
Underlying price (date)	313.05 (24/06/18)
Settlement price (date)	308.86 (24/06/17)
Open Interest	0

Performance and Risk

	6m	1Y	3Y
Perf (%)	-26.24%	-	-
Perf (abs.)	-109.89	-	-
Beta	-	-	-
Volatility	32.43	-	-

Futures and Options

Related Futures	-
Related Options	-












Information about previous performance does not guarantee future performance.
Source: FactSet

Price data

Ø price 5 days Ø volume 5 days (pcs.)	316.0076 EUR (0)
Ø price 30 days Ø volume 30 days (pcs.)	331.9065 EUR (0)
Ø price 100 days Ø volume 100 days (pcs.)	369.2649 EUR (0)
Ø price 250 days Ø volume 250 days (pcs.)	- EUR (-)
YTD High date	436.8438 EUR (2024/02/22)
YTD Low date	306.7801 EUR (2024/06/14)
52 Weeks High date	- EUR (-)
52 Weeks Low date	- EUR (-)

Recent Research

on underlying	on sector	on market	
Date		Headline	Download
2024/02/14		Global Equity Ratings	
2024/01/23		Global Equity Ratings	
2023/12/21		Global Equity Ratings	
2023/12/07		Global Equity Ratings	
2023/11/24		Global Equity Ratings	