

KERING S.A. FUTURE (PPXH) - EUX/202410

2024/05/17 19:05:18

Price
337.4838 EURDifference  -2.70% (-9.38)

General attributes

Symbol	PPXHV24
Exchange	Eurex
Currency	EUR
Security type	Future
Underlying	KERING S.A.
Maturity	10-2024
Contract size	100

Market data

Bid (Bid size)	- EUR (-)
Ask (Ask size)	- EUR (-)
Open	337.4838 EUR
High	337.4838 EUR
Low	337.4838 EUR
Close (prev. day)	346.8649 EUR
Underlying	KERING S.A.
Underlying price (date)	332.05 (24/05/17)
Settlement price (date)	337.48 (24/05/17)
Open Interest	0

Performance and Risk

	6m	1Y	3Y
Perf (%)	-17.19%	-	-
Perf (abs.)	-70.06	-	-
Beta	-	-	-
Volatility	33.28	-	-

Futures and Options

Related Futures	-
Related Options	-

5Y












Information about previous performance does not guarantee future performance.
Source: FactSet

Price data

Ø price 5 days Ø volume 5 days (pcs.)	341.8385 EUR (0)
Ø price 30 days Ø volume 30 days (pcs.)	341.5503 EUR (0)
Ø price 100 days Ø volume 100 days (pcs.)	379.1069 EUR (0)
Ø price 250 days Ø volume 250 days (pcs.)	- EUR (-)
YTD High date	436.8438 EUR (2024/02/22)
YTD Low date	323.9848 EUR (2024/04/24)
52 Weeks High date	- EUR (-)
52 Weeks Low date	- EUR (-)

Recent Research

on underlying	on sector	on market		
Date			Headline	Download
2024/02/14			Global Equity Ratings	
2024/01/23			Global Equity Ratings	
2023/12/21			Global Equity Ratings	
2023/12/07			Global Equity Ratings	
2023/11/24			Global Equity Ratings	