

# SALESFORCE.COM INC. FUTURE (FOOG) - EUX/202410

2024/09/18 18:40:46

Price  
**253.0256** USD

Difference  -2.22% (-5.75)

### General attributes

Symbol	FOOGV24
Exchange	Eurex
Currency	USD
Security type	Future
Underlying	SALESFORCE INC.
Maturity	10-2024
Contract size	100

### Market data

Bid (Bid size)	- USD (-)
Ask (Ask size)	- USD (-)
Open	253.0256 USD
High	253.0256 USD
Low	253.0256 USD
Close (prev. day)	258.7751 USD
Underlying	SALESFORCE INC.
Underlying price (date)	253.10 (24/09/18)
Settlement price (date)	253.03 (24/09/18)
Open Interest	0

### Performance and Risk

	6m	1Y	3Y
Perf (%)	-14.94%	-	-
Perf (abs.)	-45.43	-	-
Beta	-	-	-
Volatility	42.24	-	-

### Futures and Options

Related Futures	-
Related Options	-

5Y











Information about previous performance does not guarantee future performance.  
Source: FactSet

### Price data

Ø price 5 days   Ø volume 5 days (pcs.)	254.4595 USD (0)
Ø price 30 days   Ø volume 30 days (pcs.)	256.2223 USD (0)
Ø price 100 days   Ø volume 100 days (pcs.)	259.0269 USD (0)
Ø price 250 days   Ø volume 250 days (pcs.)	265.6258 USD (0)
YTD High   date	327.9651 USD (2024/03/01)
YTD Low   date	219.5061 USD (2024/05/30)
52 Weeks High   date	- USD (-)
52 Weeks Low   date	- USD (-)

### Recent Research

on underlying	on sector	on market	
Date		Headline	Download
2024/09/11		Global Equity Ratings	
2024/09/05		Global Equity Ratings	
2024/08/12		Global Equity Ratings	
2024/07/24		Global Equity Ratings	
2024/07/12		Global Equity Ratings	