


SALESFORCE.COM INC. FUTURE (FOOG) - EUX/202410

2024/07/16 18:50:19

Price
257.5725 USD

Difference  **-0.47% (-1.22)**

General attributes

| | |
|---------------|-----------------|
| Symbol | FOOGV24 |
| Exchange | Eurex |
| Currency | USD |
| Security type | Future |
| Underlying | SALESFORCE INC. |
| Maturity | 10-2024 |
| Contract size | 100 |

Market data

| | |
|-------------------------|-------------------|
| Bid (Bid size) | - USD (-) |
| Ask (Ask size) | - USD (-) |
| Open | 257.5725 USD |
| High | 257.5725 USD |
| Low | 257.5725 USD |
| Close (prev. day) | 258.7969 USD |
| Underlying | SALESFORCE INC. |
| Underlying price (date) | 256.03 (24/07/16) |
| Settlement price (date) | 257.57 (24/07/16) |
| Open Interest | 0 |

Performance and Risk

| | 6m | 1Y | 3Y |
|-------------|--------|----|----|
| Perf (%) | -8.05% | - | - |
| Perf (abs.) | -22.54 | - | - |
| Beta | - | - | - |
| Volatility | 43.29 | - | - |

Futures and Options

| | |
|-----------------|---|
| Related Futures | - |
| Related Options | - |







Information about previous performance does not guarantee future performance.
 Source: FactSet

Price data

| | |
|---|---------------------------|
| Ø price 5 days Ø volume 5 days (pcs.) | 256.1747 USD (0) |
| Ø price 30 days Ø volume 30 days (pcs.) | 250.0656 USD (0) |
| Ø price 100 days Ø volume 100 days (pcs.) | 281.0426 USD (0) |
| Ø price 250 days Ø volume 250 days (pcs.) | - USD (-) |
| YTD High date | 327.9651 USD (2024/03/01) |
| YTD Low date | 219.5061 USD (2024/05/30) |
| 52 Weeks High date | - USD (-) |
| 52 Weeks Low date | - USD (-) |

Recent Research

| on underlying on sector on market | | | |
|---------------------------------------|---|-----------------------|---|
| Date | | Headline | Download |
| 2024/07/12 |  | Global Equity Ratings |  |
| 2024/06/21 |  | Global Equity Ratings |  |
| 2024/06/14 |  | Global Equity Ratings |  |