

## ARCELORMITTAL S.A. FUTURE (ISPI) - EUX/202410

2024/09/18 18:40:56

Price  
**21.167** EURDifference  0.71% (0.15)

## General attributes

Symbol	ISPIV24
Exchange	Eurex
Currency	EUR
Security type	Future
Underlying	ARCELORMITTAL S.A.
Maturity	10-2024
Contract size	100

## Market data

Bid (Bid size)	- EUR (-)
Ask (Ask size)	- EUR (-)
Open	21.167 EUR
High	21.167 EUR
Low	21.167 EUR
Close (prev. day)	21.0187 EUR
Underlying	ARCELORMITTAL S.A.
Underlying price (date)	21.10 (24/09/18)
Settlement price (date)	21.17 (24/09/18)
Open Interest	0

## Performance and Risk

	6m	1Y	3Y
Perf (%)	-14.40%	-	-
Perf (abs.)	-3.54	-	-
Beta	-	-	-
Volatility	25.42	-	-

## Futures and Options

Related Futures	-
Related Options	-

5Y











Information about previous performance does not guarantee future performance.  
Source: FactSet

## Price data

Ø price 5 days   Ø volume 5 days (pcs.)	20.438 EUR (0)
Ø price 30 days   Ø volume 30 days (pcs.)	20.519 EUR (0)
Ø price 100 days   Ø volume 100 days (pcs.)	21.970 EUR (0)
Ø price 250 days   Ø volume 250 days (pcs.)	23.396 EUR (0)
YTD High   date	27.017 EUR (2024/02/09)
YTD Low   date	19.222 EUR (2024/08/05)
52 Weeks High   date	- EUR (-)
52 Weeks Low   date	- EUR (-)

## Recent Research

on sector		on market	
Date		Headline	Download
2024/09/11		Global Equity Ratings	
2024/09/05		Global Equity Ratings	
2024/08/12		Global Equity Ratings	
2024/07/24		Global Equity Ratings	
2024/07/12		Global Equity Ratings	