

ARGENX SE FUTURE (ARGF) - EUX/202410

2024/07/19 19:03:18

Price
433.1273 EUR

Difference  0.72% (3.08)

General attributes

Symbol	ARGFV24
Exchange	Eurex
Currency	EUR
Security type	Future
Underlying	ARGENX SE
Maturity	10-2024
Contract size	100

Market data

Bid (Bid size)	- EUR (-)
Ask (Ask size)	- EUR (-)
Open	433.1273 EUR
High	433.1273 EUR
Low	433.1273 EUR
Close (prev. day)	430.0431 EUR
Underlying	ARGENX SE
Underlying price (date)	434.70 (24/07/22)
Settlement price (date)	433.13 (24/07/19)
Open Interest	0

Performance and Risk

	6m	1Y	3Y
Perf (%)	+27.09%	-	-
Perf (abs.)	+92.33	-	-
Beta	-	-	-
Volatility	37.90	-	-

Futures and Options

Related Futures	-
Related Options	-

5Y












Information about previous performance does not guarantee future performance.
Source: FactSet

Price data

Ø price 5 days Ø volume 5 days (pcs.)	431.4642 EUR (0)
Ø price 30 days Ø volume 30 days (pcs.)	401.9208 EUR (0)
Ø price 100 days Ø volume 100 days (pcs.)	370.8556 EUR (0)
Ø price 250 days Ø volume 250 days (pcs.)	- EUR (-)
YTD High date	435.9865 EUR (2024/07/12)
YTD Low date	333.8320 EUR (2024/03/20)
52 Weeks High date	- EUR (-)
52 Weeks Low date	- EUR (-)

Recent Research

on sector	on market		
Date		Headline	Download
2024/07/12		Global Equity Ratings	
2024/06/21		Global Equity Ratings	
2024/06/14		Global Equity Ratings	
2024/05/29		Global Equity Ratings	
2024/04/26		Global Equity Ratings	