

## TOTAL ENER.G.SE STOCK TRACKING FUTURE (1TOT) - EUX/202410

2024/07/26 18:47:34

Price  
**62.8108** EURDifference  0.25% (0.15)

## General attributes

Symbol	1TOTV24
Exchange	Eurex
Currency	EUR
Security type	Future
Underlying	TOTALENERGIES SE
Maturity	10-2024
Contract size	100

## Market data

Bid (Bid size)	- EUR (-)
Ask (Ask size)	- EUR (-)
Open	62.8108 EUR
High	62.8108 EUR
Low	62.8108 EUR
Close (prev. day)	62.6562 EUR
Underlying	TOTALENERGIES SE
Underlying price (date)	62.13 (24/07/26)
Settlement price (date)	62.81 (24/07/26)
Open Interest	0

## Performance and Risk

	6m	1Y	3Y
Perf (%)	+1.98%	-	-
Perf (abs.)	+1.22	-	-
Beta	-	-	-
Volatility	19.00	-	-

## Futures and Options

Related Futures	-
Related Options	-

5Y











Information about previous performance does not guarantee future performance.  
Source: FactSet

## Price data

Ø price 5 days   Ø volume 5 days (pcs.)	63.0621 EUR (0)
Ø price 30 days   Ø volume 30 days (pcs.)	63.8361 EUR (0)
Ø price 100 days   Ø volume 100 days (pcs.)	66.0792 EUR (0)
Ø price 250 days   Ø volume 250 days (pcs.)	- EUR (-)
YTD High   date	70.9769 EUR (2024/04/26)
YTD Low   date	59.7230 EUR (2024/01/22)
52 Weeks High   date	- EUR (-)
52 Weeks Low   date	- EUR (-)

## Recent Research

on underlying	on sector	on market	
Date		Headline	Download
2024/07/24		Global Equity Ratings	
2024/07/12		Global Equity Ratings	
2024/06/21		Global Equity Ratings	
2024/06/14		Global Equity Ratings	
2024/05/29		Global Equity Ratings	