

ACCOR S.A. FUTURE (ACRI) - EUX/202410

2024/07/16 18:49:47

Price
39.5379 EUR

Difference  **-1.15% (-0.46)**

General attributes

Symbol	ACRIV24
Exchange	Eurex
Currency	EUR
Security type	Future
Underlying	ACCOR S.A.
Maturity	10-2024
Contract size	100

Market data

Bid (Bid size)	- EUR (-)
Ask (Ask size)	- EUR (-)
Open	39.5379 EUR
High	39.5379 EUR
Low	39.5379 EUR
Close (prev. day)	39.9969 EUR
Underlying	ACCOR S.A.
Underlying price (date)	39.13 (24/07/16)
Settlement price (date)	39.54 (24/07/16)
Open Interest	0

Performance and Risk

	6m	1Y	3Y
Perf (%)	+12.46%	-	-
Perf (abs.)	+4.43	-	-
Beta	-	-	-
Volatility	21.08	-	-

Futures and Options

Related Futures	-
Related Options	-










Information about previous performance does not guarantee future performance.
 Source: FactSet

Price data

Ø price 5 days Ø volume 5 days (pcs.)	39.6932 EUR (0)
Ø price 30 days Ø volume 30 days (pcs.)	39.2505 EUR (0)
Ø price 100 days Ø volume 100 days (pcs.)	40.4129 EUR (0)
Ø price 250 days Ø volume 250 days (pcs.)	- EUR (-)
YTD High date	43.3668 EUR (2024/03/26)
YTD Low date	34.5279 EUR (2024/01/05)
52 Weeks High date	- EUR (-)
52 Weeks Low date	- EUR (-)

Recent Research

on sector		on market	
Date		Headline	Download
2024/07/12		Global Equity Ratings	
2024/06/21		Global Equity Ratings	
2024/06/14		Global Equity Ratings	
2024/05/29		Global Equity Ratings	
2024/04/26		Global Equity Ratings	