

CARGOTEC CORP. FUTURE (C1CG) - EUX/202410

2024/05/17 19:04:48

Price
78.8596 EUR

Difference  **-0.97% (-0.77)**

General attributes

| | |
|---------------|----------------------|
| Symbol | C1CGV24 |
| Exchange | Eurex |
| Currency | EUR |
| Security type | Future |
| Underlying | CARGOTEC OYJ CLASS B |
| Maturity | 10-2024 |
| Contract size | 100 |

Market data

| | |
|-------------------------|----------------------|
| Bid (Bid size) | - EUR (-) |
| Ask (Ask size) | - EUR (-) |
| Open | 78.8596 EUR |
| High | 78.8596 EUR |
| Low | 78.8596 EUR |
| Close (prev. day) | 79.6291 EUR |
| Underlying | CARGOTEC OYJ CLASS B |
| Underlying price (date) | 79.30 (24/05/17) |
| Settlement price (date) | 78.86 (24/05/17) |
| Open Interest | 0 |

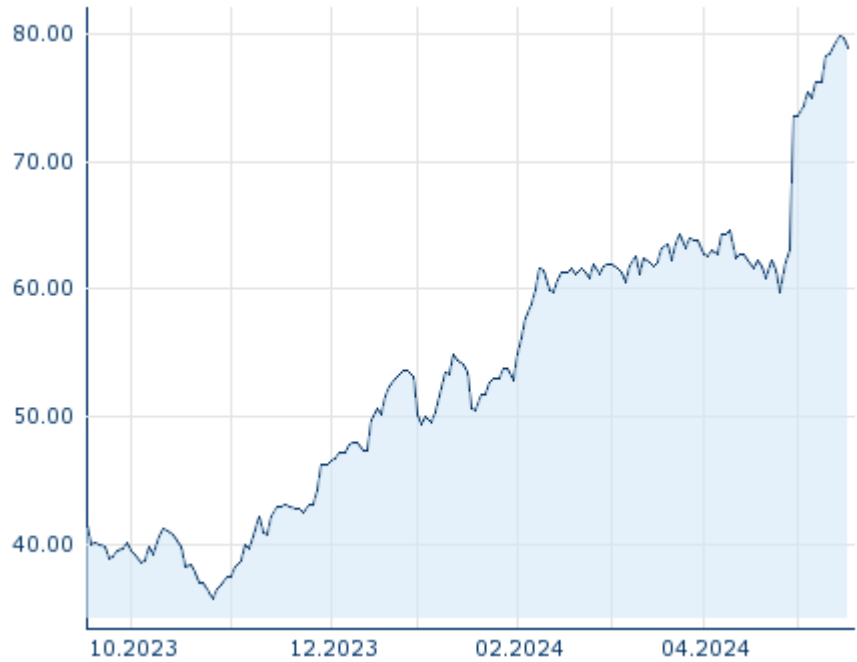
Performance and Risk

| | 6m | 1Y | 3Y |
|-------------|---------|----|----|
| Perf (%) | +82.68% | - | - |
| Perf (abs.) | +35.69 | - | - |
| Beta | - | - | - |
| Volatility | 34.57 | - | - |

Futures and Options

| | |
|-----------------|---|
| Related Futures | - |
| Related Options | - |

5Y












Information about previous performance does not guarantee future performance.
Source: FactSet

Price data

| | |
|---|--------------------------|
| Ø price 5 days Ø volume 5 days (pcs.) | 79.1801 EUR (0) |
| Ø price 30 days Ø volume 30 days (pcs.) | 68.6632 EUR (0) |
| Ø price 100 days Ø volume 100 days (pcs.) | 61.2883 EUR (0) |
| Ø price 250 days Ø volume 250 days (pcs.) | - EUR (-) |
| YTD High date | 79.8405 EUR (2024/05/15) |
| YTD Low date | 49.4639 EUR (2024/01/03) |
| 52 Weeks High date | - EUR (-) |
| 52 Weeks Low date | - EUR (-) |

Recent Research

| on sector | | on market | |
|------------|---|-----------------------|---|
| Date | | Headline | Download |
| 2024/04/26 |  | Global Equity Ratings |  |
| 2024/04/03 |  | Global Equity Ratings |  |
| 2024/03/13 |  | Global Equity Ratings |  |
| 2024/02/22 |  | Global Equity Ratings |  |
| 2024/02/14 |  | Global Equity Ratings |  |