

DORMA+KABA HOLDING AG FUTURE (KABF) - EUX/202410

2024/07/17 18:45:53

Price
515.5718 CHFDifference  0.58% (2.98)

General attributes

Symbol	KABFV24
Exchange	Eurex
Currency	CHF
Security type	Future
Underlying	DORMAKABA HOLDING AG
Maturity	10-2024
Contract size	100

Market data

Bid (Bid size)	- CHF (-)
Ask (Ask size)	- CHF (-)
Open	515.5718 CHF
High	515.5718 CHF
Low	515.5718 CHF
Close (prev. day)	512.5885 CHF
Underlying	DORMAKABA HOLDING AG
Underlying price (date)	524.00 (24/07/17)
Settlement price (date)	515.57 (24/07/17)
Open Interest	0

Performance and Risk

	6m	1Y	3Y
Perf (%)	+19.87%	-	-
Perf (abs.)	+85.47	-	-
Beta	-	-	-
Volatility	21.83	-	-

Futures and Options

Related Futures	-
Related Options	-












5Y

Information about previous performance does not guarantee future performance.
Source: FactSet

Price data

Ø price 5 days Ø volume 5 days (pcs.)	498.8856 CHF (0)
Ø price 30 days Ø volume 30 days (pcs.)	466.1379 CHF (0)
Ø price 100 days Ø volume 100 days (pcs.)	468.4085 CHF (0)
Ø price 250 days Ø volume 250 days (pcs.)	- CHF (-)
YTD High date	515.5718 CHF (2024/07/17)
YTD Low date	421.9635 CHF (2024/01/19)
52 Weeks High date	- CHF (-)
52 Weeks Low date	- CHF (-)

Recent Research

on sector		on market	
Date		Headline	Download
2024/07/12		Global Equity Ratings	
2024/06/21		Global Equity Ratings	
2024/06/14		Global Equity Ratings	
2024/05/29		Global Equity Ratings	
2024/04/26		Global Equity Ratings	