

JCDECAUX S.A. FUTURE (DCSG) - EUX/202410

2024/07/16 18:50:08

Price
20.5722 EUR

Difference  1.28% (0.26)

General attributes

Symbol	DCSGV24
Exchange	Eurex
Currency	EUR
Security type	Future
Underlying	JCDECAUX SA
Maturity	10-2024
Contract size	100

Market data

Bid (Bid size)	- EUR (-)
Ask (Ask size)	- EUR (-)
Open	20.5722 EUR
High	20.5722 EUR
Low	20.5722 EUR
Close (prev. day)	20.3117 EUR
Underlying	JCDECAUX SA
Underlying price (date)	20.36 (24/07/16)
Settlement price (date)	20.57 (24/07/16)
Open Interest	0

Performance and Risk

	6m	1Y	3Y
Perf (%)	+10.47%	-	-
Perf (abs.)	+1.92	-	-
Beta	-	-	-
Volatility	34.37	-	-

Futures and Options

Related Futures	-
Related Options	-

5Y











Information about previous performance does not guarantee future performance.
Source: FactSet

Price data

Ø price 5 days Ø volume 5 days (pcs.)	20.4047 EUR (0)
Ø price 30 days Ø volume 30 days (pcs.)	20.0297 EUR (0)
Ø price 100 days Ø volume 100 days (pcs.)	19.8450 EUR (0)
Ø price 250 days Ø volume 250 days (pcs.)	- EUR (-)
YTD High date	22.4061 EUR (2024/05/10)
YTD Low date	17.1966 EUR (2024/03/14)
52 Weeks High date	- EUR (-)
52 Weeks Low date	- EUR (-)

Recent Research

on sector	on market		
Date		Headline	Download
2024/07/12		Global Equity Ratings	
2024/06/21		Global Equity Ratings	
2024/06/14		Global Equity Ratings	
2024/05/29		Global Equity Ratings	
2024/04/26		Global Equity Ratings	