

ROYAL CARRIBEAN CRUISES GROUP FUTURE (RCLF) - EUX/202410

2024/07/17 18:46:10

Price
168.9916 USD

Difference  **-2.38% (-4.11)**

General attributes

Symbol	RCLFV24
Exchange	Eurex
Currency	USD
Security type	Future
Underlying	ROYAL CARIBBEAN CRUISES LTD
Maturity	10-2024
Contract size	100

Market data

Bid (Bid size)	- USD (-)
Ask (Ask size)	- USD (-)
Open	168.9916 USD
High	168.9916 USD
Low	168.9916 USD
Close (prev. day)	173.1029 USD
Underlying	ROYAL CARIBBEAN CRUISES LTD
Underlying price (date)	164.46 (24/07/17)
Settlement price (date)	168.99 (24/07/17)
Open Interest	0

Performance and Risk

	6m	1Y	3Y
Perf (%)	+32.74%	-	-
Perf (abs.)	+41.69	-	-
Beta	-	-	-
Volatility	30.26	-	-

Futures and Options

Related Futures	-
Related Options	-










Information about previous performance does not guarantee future performance.
Source: FactSet

Price data

Ø price 5 days Ø volume 5 days (pcs.)	168.4865 USD (0)
Ø price 30 days Ø volume 30 days (pcs.)	159.3489 USD (0)
Ø price 100 days Ø volume 100 days (pcs.)	145.5586 USD (0)
Ø price 250 days Ø volume 250 days (pcs.)	- USD (-)
YTD High date	173.1029 USD (2024/07/16)
YTD Low date	117.7360 USD (2024/02/20)
52 Weeks High date	- USD (-)
52 Weeks Low date	- USD (-)

Recent Research

on sector		on market	
Date		Headline	Download
2024/07/12		Global Equity Ratings	
2024/06/21		Global Equity Ratings	
2024/06/14		Global Equity Ratings	
2024/05/29		Global Equity Ratings	
2024/04/26		Global Equity Ratings	