

# POSTNL N.V. FUTURE (PNLF) - EUX/202410

2024/07/26 18:35:43

**Price**  
**1.3721** EUR  
 Difference  0.87% (0.01)

**General attributes**

|               |             |
|---------------|-------------|
| Symbol        | PNLFV24     |
| Exchange      | Eurex       |
| Currency      | EUR         |
| Security type | Future      |
| Underlying    | POSTNL N.V. |
| Maturity      | 10-2024     |
| Contract size | 100         |

**Market data**

|                         |                  |
|-------------------------|------------------|
| Bid (Bid size)          | - EUR (-)        |
| Ask (Ask size)          | - EUR (-)        |
| Open                    | 1.3721 EUR       |
| High                    | 1.3721 EUR       |
| Low                     | 1.3721 EUR       |
| Close (prev. day)       | 1.3602 EUR       |
| Underlying              | POSTNL N.V.      |
| Underlying price (date) | 1.403 (24/07/26) |
| Settlement price (date) | 1.37 (24/07/26)  |
| Open Interest           | 0                |

**Performance and Risk**

|             | 6m     | 1Y | 3Y |
|-------------|--------|----|----|
| Perf (%)    | +6.04% | -  | -  |
| Perf (abs.) | +0.08  | -  | -  |
| Beta        | -      | -  | -  |
| Volatility  | 38.67  | -  | -  |

**Futures and Options**

|                 |   |
|-----------------|---|
| Related Futures | - |
| Related Options | - |

5Y











Information about previous performance does not guarantee future performance.  
 Source: FactSet

**Price data**

|   |                         |
|---|-------------------------|
| Ø price 5 days   Ø volume 5 days (pcs.)     | 1.3672 EUR (0)          |
| Ø price 30 days   Ø volume 30 days (pcs.)   | 1.2857 EUR (0)          |
| Ø price 100 days   Ø volume 100 days (pcs.) | 1.2537 EUR (0)          |
| Ø price 250 days   Ø volume 250 days (pcs.) | - EUR (-)               |
| YTD High   date                             | 1.3879 EUR (2024/07/22) |
| YTD Low   date                              | 1.1620 EUR (2024/03/18) |
| 52 Weeks High   date                        | - EUR (-)               |
| 52 Weeks Low   date                         | - EUR (-)               |

**Recent Research**

| on sector  | on market   |                       |   |
|------------|---|-----------------------|---|
| Date       |   | Headline              | Download  |
| 2024/07/24 |  | Global Equity Ratings |  |
| 2024/07/12 |  | Global Equity Ratings |  |
| 2024/06/21 |  | Global Equity Ratings |  |
| 2024/06/14 |  | Global Equity Ratings |  |
| 2024/05/29 |  | Global Equity Ratings |  |