

DUFY AG FUTURE (DUFF) - EUX/202410

2024/07/17 18:45:33

Price
36.2284 CHF

Difference  -0.45% (-0.16)

General attributes

Symbol	DUFFV24
Exchange	Eurex
Currency	CHF
Security type	Future
Underlying	AVOLTA AG
Maturity	10-2024
Contract size	100

Market data

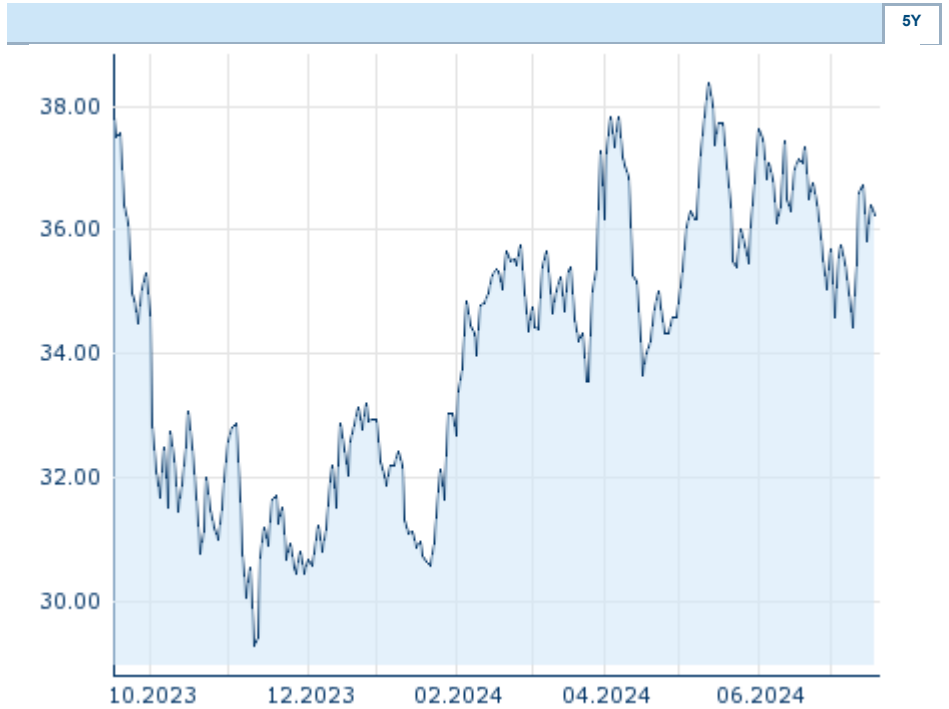
Bid (Bid size)	- CHF (-)
Ask (Ask size)	- CHF (-)
Open	36.2284 CHF
High	36.2284 CHF
Low	36.2284 CHF
Close (prev. day)	36.3907 CHF
Underlying	AVOLTA AG
Underlying price (date)	36.12 (24/07/17)
Settlement price (date)	36.23 (24/07/17)
Open Interest	0

Performance and Risk

	6m	1Y	3Y
Perf (%)	+17.34%	-	-
Perf (abs.)	+5.35	-	-
Beta	-	-	-
Volatility	27.08	-	-

Futures and Options

Related Futures	-
Related Options	-












Information about previous performance does not guarantee future performance.
Source: FactSet

Price data

Ø price 5 days Ø volume 5 days (pcs.)	36.3495 CHF (0)
Ø price 30 days Ø volume 30 days (pcs.)	36.1607 CHF (0)
Ø price 100 days Ø volume 100 days (pcs.)	35.8456 CHF (0)
Ø price 250 days Ø volume 250 days (pcs.)	- CHF (-)
YTD High date	38.3733 CHF (2024/05/14)
YTD Low date	30.5676 CHF (2024/01/23)
52 Weeks High date	- CHF (-)
52 Weeks Low date	- CHF (-)

Recent Research

on sector	on market		
Date		Headline	Download
2024/07/12		Global Equity Ratings	
2024/06/21		Global Equity Ratings	
2024/06/14		Global Equity Ratings	
2024/05/29		Global Equity Ratings	
2024/04/26		Global Equity Ratings	