

WIENERBERGER AG FUTURE (WIBG) - EUX/202410

2024/06/21 19:18:02

Price
34.0634 EUR

Difference  -1.53% (-0.53)

General attributes

Symbol	WIBGV24
Exchange	Eurex
Currency	EUR
Security type	Future
Underlying	WIENERBERGER AG
Maturity	10-2024
Contract size	100

Market data

Bid (Bid size)	- EUR (-)
Ask (Ask size)	- EUR (-)
Open	34.0634 EUR
High	34.0634 EUR
Low	34.0634 EUR
Close (prev. day)	34.594 EUR
Underlying	WIENERBERGER AG
Underlying price (date)	33.62 (24/06/21)
Settlement price (date)	34.06 (24/06/21)
Open Interest	0

Performance and Risk

	6m	1Y	3Y
Perf (%)	+13.54%	-	-
Perf (abs.)	+4.06	-	-
Beta	-	-	-
Volatility	17.28	-	-

Futures and Options

Related Futures	-
Related Options	-

5Y












Information about previous performance does not guarantee future performance.
Source: FactSet

Price data

Ø price 5 days Ø volume 5 days (pcs.)	34.4313 EUR (0)
Ø price 30 days Ø volume 30 days (pcs.)	35.1807 EUR (0)
Ø price 100 days Ø volume 100 days (pcs.)	33.5304 EUR (0)
Ø price 250 days Ø volume 250 days (pcs.)	- EUR (-)
YTD High date	36.1690 EUR (2024/05/15)
YTD Low date	28.0040 EUR (2024/01/17)
52 Weeks High date	- EUR (-)
52 Weeks Low date	- EUR (-)

Recent Research

on sector		on market	
Date		Headline	Download
2024/06/21		Global Equity Ratings	
2024/06/14		Global Equity Ratings	
2024/05/29		Global Equity Ratings	
2024/04/26		Global Equity Ratings	
2024/04/03		Global Equity Ratings	