

WIENERBERGER AG FUTURE (WIBG) - EUX/202410

2024/06/14 18:39:40

Price
34.4811 EUR

Difference  -1.12% (-0.39)

General attributes

Symbol	WIBGV24
Exchange	Eurex
Currency	EUR
Security type	Future
Underlying	WIENERBERGER AG
Maturity	10-2024
Contract size	100

Market data

Bid (Bid size)	- EUR (-)
Ask (Ask size)	- EUR (-)
Open	34.4811 EUR
High	34.4811 EUR
Low	34.4811 EUR
Close (prev. day)	34.8715 EUR
Underlying	WIENERBERGER AG
Underlying price (date)	34.00 (24/06/14)
Settlement price (date)	34.48 (24/06/14)
Open Interest	0

Performance and Risk

	6m	1Y	3Y
Perf (%)	+13.58%	-	-
Perf (abs.)	+4.12	-	-
Beta	-	-	-
Volatility	17.18	-	-

Futures and Options

Related Futures	-
Related Options	-

5Y












Information about previous performance does not guarantee future performance.
Source: FactSet

Price data

Ø price 5 days Ø volume 5 days (pcs.)	34.7372 EUR (0)
Ø price 30 days Ø volume 30 days (pcs.)	35.3389 EUR (0)
Ø price 100 days Ø volume 100 days (pcs.)	33.3344 EUR (0)
Ø price 250 days Ø volume 250 days (pcs.)	- EUR (-)
YTD High date	36.1690 EUR (2024/05/15)
YTD Low date	28.0040 EUR (2024/01/17)
52 Weeks High date	- EUR (-)
52 Weeks Low date	- EUR (-)

Recent Research

on sector		on market	
Date		Headline	Download
2024/06/14		Global Equity Ratings	
2024/05/29		Global Equity Ratings	
2024/04/26		Global Equity Ratings	
2024/04/03		Global Equity Ratings	
2024/03/13		Global Equity Ratings	