

## BARRY CALLEBAUT FUTURE (BCBF) - EUX/202410

2024/08/16 19:01:11

Price  
1,396.7695 CHFDifference  0.50% (6.98)

## General attributes

Symbol	BCBFV24
Exchange	Eurex
Currency	CHF
Security type	Future
Underlying	BARRY CALLEBAUT AG
Maturity	10-2024
Contract size	100

## Market data

Bid (Bid size)	- CHF (-)
Ask (Ask size)	- CHF (-)
Open	1,396.7695 CHF
High	1,396.7695 CHF
Low	1,396.7695 CHF
Close (prev. day)	1,389.793 CHF
Underlying	BARRY CALLEBAUT AG
Underlying price (date)	1,394.00 (24/08/16)
Settlement price (date)	1,396.77 (24/08/16)
Open Interest	0

## Performance and Risk

	6m	1Y	3Y
Perf (%)	+6.43%	-	-
Perf (abs.)	+84.41	-	-
Beta	-	-	-
Volatility	35.59	-	-

## Futures and Options

Related Futures	-
Related Options	-

5Y












Information about previous performance does not guarantee future performance.  
Source: FactSet

## Price data

Ø price 5 days   Ø volume 5 days (pcs.)	1,399.6353 CHF (0)
Ø price 30 days   Ø volume 30 days (pcs.)	1,433.0699 CHF (0)
Ø price 100 days   Ø volume 100 days (pcs.)	1,471.8215 CHF (0)
Ø price 250 days   Ø volume 250 days (pcs.)	- CHF (-)
YTD High   date	1,621.1395 CHF (2024/05/24)
YTD Low   date	1,238.8627 CHF (2024/04/09)
52 Weeks High   date	- CHF (-)
52 Weeks Low   date	- CHF (-)

## Recent Research

on sector		on market	
Date		Headline	Download
2024/08/16		Akciové trhy - denní zpráva	
2024/08/15		Akciové trhy - denní zpráva	
2024/08/14		Akciové trhy - denní zpráva	
2024/08/13		Akciové trhy - denní zpráva	
2024/08/12		Global Equity Ratings	