

HOLCIM LTD. FUTURE (HOLI) - EUX/202410

2024/07/26 18:35:23

Price
83.8649 CHF

Difference  0.36% (0.30)

General attributes

Symbol	HOLIV24
Exchange	Eurex
Currency	CHF
Security type	Future
Underlying	HOLCIM LTD.
Maturity	10-2024
Contract size	100

Market data

Bid (Bid size)	- CHF (-)
Ask (Ask size)	- CHF (-)
Open	83.8649 CHF
High	83.8649 CHF
Low	83.8649 CHF
Close (prev. day)	83.565 CHF
Underlying	HOLCIM LTD.
Underlying price (date)	83.64 (24/07/26)
Settlement price (date)	83.86 (24/07/26)
Open Interest	0

Performance and Risk

	6m	1Y	3Y
Perf (%)	+34.28%	-	-
Perf (abs.)	+21.41	-	-
Beta	-	-	-
Volatility	17.46	-	-

Futures and Options

Related Futures	-
Related Options	-

5Y












Information about previous performance does not guarantee future performance.
Source: FactSet

Price data

Ø price 5 days Ø volume 5 days (pcs.)	84.2892 CHF (0)
Ø price 30 days Ø volume 30 days (pcs.)	81.7661 CHF (0)
Ø price 100 days Ø volume 100 days (pcs.)	78.9085 CHF (0)
Ø price 250 days Ø volume 250 days (pcs.)	- CHF (-)
YTD High date	85.4620 CHF (2024/07/23)
YTD Low date	61.5287 CHF (2024/01/23)
52 Weeks High date	- CHF (-)
52 Weeks Low date	- CHF (-)

Recent Research

on sector	on market		
Date		Headline	Download
2024/07/24		Global Equity Ratings	
2024/07/12		Global Equity Ratings	
2024/06/21		Global Equity Ratings	
2024/06/14		Global Equity Ratings	
2024/05/29		Global Equity Ratings	