

HOLCIM LTD. FUTURE (HOLI) - EUX/202410

2024/06/14 18:38:56

Price
80.416 CHF

Difference  **-1.58% (-1.29)**

General attributes

Symbol	HOLIV24
Exchange	Eurex
Currency	CHF
Security type	Future
Underlying	HOLCIM LTD.
Maturity	10-2024
Contract size	100

Market data

Bid (Bid size)	- CHF (-)
Ask (Ask size)	- CHF (-)
Open	80.416 CHF
High	80.416 CHF
Low	80.416 CHF
Close (prev. day)	81.7087 CHF
Underlying	HOLCIM LTD.
Underlying price (date)	80.04 (24/06/14)
Settlement price (date)	80.42 (24/06/14)
Open Interest	0

Performance and Risk

	6m	1Y	3Y
Perf (%)	+23.75%	-	-
Perf (abs.)	+15.43	-	-
Beta	-	-	-
Volatility	18.03	-	-

Futures and Options

Related Futures	-
Related Options	-

5Y









Information about previous performance does not guarantee future performance.
Source: FactSet

Price data

Ø price 5 days Ø volume 5 days (pcs.)	81.161 CHF (0)
Ø price 30 days Ø volume 30 days (pcs.)	79.475 CHF (0)
Ø price 100 days Ø volume 100 days (pcs.)	74.160 CHF (0)
Ø price 250 days Ø volume 250 days (pcs.)	- CHF (-)
YTD High date	82.274 CHF (2024/06/12)
YTD Low date	61.529 CHF (2024/01/23)
52 Weeks High date	- CHF (-)
52 Weeks Low date	- CHF (-)

Recent Research

on sector		on market	
Date		Headline	Download
2024/06/14		Global Equity Ratings	
2024/05/29		Global Equity Ratings	
2024/04/26		Global Equity Ratings	
2024/04/03		Global Equity Ratings	
2024/03/13		Global Equity Ratings	