

ABBVIE INC. FUTURE (ABVF) - EUX/202410

2024/09/17 18:45:40

Price
192.6709 USD

Difference  -0.78% (-1.52)

General attributes

Symbol	ABV24
Exchange	Eurex
Currency	USD
Security type	Future
Underlying	ABBVIE INC.
Maturity	10-2024
Contract size	100

Market data

Bid (Bid size)	- USD (-)
Ask (Ask size)	- USD (-)
Open	192.6709 USD
High	192.6709 USD
Low	192.6709 USD
Close (prev. day)	194.1933 USD
Underlying	ABBVIE INC.
Underlying price (date)	193.895 (24/09/18)
Settlement price (date)	192.67 (24/09/17)
Open Interest	0

Performance and Risk

	6m	1Y	3Y
Perf (%)	+6.51%	-	-
Perf (abs.)	+11.77	-	-
Beta	-	-	-
Volatility	19.56	-	-

Futures and Options

Related Futures	-
Related Options	-











Information about previous performance does not guarantee future performance.
Source: FactSet

Price data

Ø price 5 days Ø volume 5 days (pcs.)	193.4719 USD (0)
Ø price 30 days Ø volume 30 days (pcs.)	194.1076 USD (0)
Ø price 100 days Ø volume 100 days (pcs.)	176.4126 USD (0)
Ø price 250 days Ø volume 250 days (pcs.)	167.1420 USD (0)
YTD High date	198.3509 USD (2024/09/03)
YTD Low date	155.3058 USD (2024/05/29)
52 Weeks High date	- USD (-)
52 Weeks Low date	- USD (-)

Recent Research

on underlying	on sector	on market	
Date		Headline	Download
2024/09/11		Global Equity Ratings	
2024/09/05		Global Equity Ratings	
2024/08/12		Global Equity Ratings	
2024/07/24		Global Equity Ratings	
2024/07/12		Global Equity Ratings	