

CTS EVENTIM AG & CO. KGAA FUTURE (EVDF) - EUX/202410

2024/06/14 18:38:47

Price

80.422 EUR

Difference  -0.33% (-0.27)

General attributes

Symbol	EVDFV24
Exchange	Eurex
Currency	EUR
Security type	Future
Underlying	CTS EVENTIM AG & CO. KGAA
Maturity	10-2024
Contract size	100

Market data

Bid (Bid size)	- EUR (-)
Ask (Ask size)	- EUR (-)
Open	80.422 EUR
High	80.422 EUR
Low	80.422 EUR
Close (prev. day)	80.6873 EUR
Underlying	CTS EVENTIM AG & CO. KGAA
Underlying price (date)	79.30 (24/06/14)
Settlement price (date)	80.42 (24/06/14)
Open Interest	0

Performance and Risk

	6m	1Y	3Y
Perf (%)	+24.05%	-	-
Perf (abs.)	+15.59	-	-
Beta	-	-	-
Volatility	27.55	-	-

Futures and Options

Related Futures	-
Related Options	-

5Y









Information about previous performance does not guarantee future performance.
Source: FactSet

Price data

Ø price 5 days Ø volume 5 days (pcs.)	80.655 EUR (0)
Ø price 30 days Ø volume 30 days (pcs.)	82.276 EUR (0)
Ø price 100 days Ø volume 100 days (pcs.)	77.552 EUR (0)
Ø price 250 days Ø volume 250 days (pcs.)	- EUR (-)
YTD High date	86.048 EUR (2024/04/08)
YTD Low date	60.019 EUR (2024/01/11)
52 Weeks High date	- EUR (-)
52 Weeks Low date	- EUR (-)

Recent Research

on sector		on market	
Date		Headline	Download
2024/06/14		Global Equity Ratings	
2024/05/29		Global Equity Ratings	
2024/04/26		Global Equity Ratings	
2024/04/03		Global Equity Ratings	
2024/03/13		Global Equity Ratings	