

## GIVAUDAN AG FUTURE (GIVG) - EUX/202410

2024/09/17 18:45:56

Price  
**4,542.5327** CHFDifference  -0.42% (-19.04)

## General attributes

Symbol	GIVGV24
Exchange	Eurex
Currency	CHF
Security type	Future
Underlying	GIVAUDAN SA
Maturity	10-2024
Contract size	10

## Market data

Bid (Bid size)	- CHF (-)
Ask (Ask size)	- CHF (-)
Open	4,542.5327 CHF
High	4,542.5327 CHF
Low	4,542.5327 CHF
Close (prev. day)	4,561.5705 CHF
Underlying	GIVAUDAN SA
Underlying price (date)	4,451.00 (24/09/18)
Settlement price (date)	4,542.53 (24/09/17)
Open Interest	0

## Performance and Risk

	6m	1Y	3Y
Perf (%)	+13.63%	-	-
Perf (abs.)	+544.98	-	-
Beta	-	-	-
Volatility	16.94	-	-

## Futures and Options

Related Futures	-
Related Options	-












Information about previous performance does not guarantee future performance.  
Source: FactSet

## Price data

Ø price 5 days   Ø volume 5 days (pcs.)	4,548.5388 CHF (0)
Ø price 30 days   Ø volume 30 days (pcs.)	4,319.5679 CHF (0)
Ø price 100 days   Ø volume 100 days (pcs.)	4,270.3585 CHF (0)
Ø price 250 days   Ø volume 250 days (pcs.)	3,791.8024 CHF (0)
YTD High   date	4,561.5705 CHF (2024/09/16)
YTD Low   date	3,280.4365 CHF (2024/01/23)
52 Weeks High   date	- CHF (-)
52 Weeks Low   date	- CHF (-)

## Recent Research

on sector		on market	
Date		Headline	Download
2024/09/11		Global Equity Ratings	
2024/09/05		Global Equity Ratings	
2024/08/12		Global Equity Ratings	
2024/07/24		Global Equity Ratings	
2024/07/12		Global Equity Ratings	

5Y