

VISA INC. FUTURE (VISG) - EUX/202410

2024/09/18 18:41:41

Price
290.7391 USD

Difference  -1.01% (-2.95)

General attributes

Symbol	VISGV24
Exchange	Eurex
Currency	USD
Security type	Future
Underlying	VISA INC.
Maturity	10-2024
Contract size	100

Market data

Bid (Bid size)	- USD (-)
Ask (Ask size)	- USD (-)
Open	290.7391 USD
High	290.7391 USD
Low	290.7391 USD
Close (prev. day)	293.6939 USD
Underlying	VISA INC.
Underlying price (date)	291.2581 (24/09/18)
Settlement price (date)	290.74 (24/09/18)
Open Interest	0

Performance and Risk

	6m	1Y	3Y
Perf (%)	+0.76%	-	-
Perf (abs.)	+2.23	-	-
Beta	-	-	-
Volatility	16.20	-	-

Futures and Options

Related Futures	-
Related Options	-












Information about previous performance does not guarantee future performance.
Source: FactSet

Price data

Ø price 5 days Ø volume 5 days (pcs.)	287.8546 USD (0)
Ø price 30 days Ø volume 30 days (pcs.)	274.7045 USD (0)
Ø price 100 days Ø volume 100 days (pcs.)	274.7459 USD (0)
Ø price 250 days Ø volume 250 days (pcs.)	273.0095 USD (0)
YTD High date	298.6891 USD (2024/03/21)
YTD Low date	256.7800 USD (2024/07/24)
52 Weeks High date	- USD (-)
52 Weeks Low date	- USD (-)

Recent Research

on underlying	on sector	on market	
Date		Headline	Download
2024/09/11		Global Equity Ratings	
2024/09/05		Global Equity Ratings	
2024/08/12		Global Equity Ratings	
2024/07/24		Global Equity Ratings	
2024/07/12		Global Equity Ratings	

5Y