

NETFLIX INC. FUTURE (NTFF) - EUX/202410

2024/07/18 18:34:21

Price
650.8173 USD
 Difference  -0.40% (-2.64)

General attributes	
Symbol	NTFFV24
Exchange	Eurex
Currency	USD
Security type	Future
Underlying	NETFLIX INC
Maturity	10-2024
Contract size	100

Market data	
Bid (Bid size)	- USD (-)
Ask (Ask size)	- USD (-)
Open	650.8173 USD
High	650.8173 USD
Low	650.8173 USD
Close (prev. day)	653.46 USD
Underlying	NETFLIX INC
Underlying price (date)	643.04 (24/07/18)
Settlement price (date)	650.82 (24/07/18)
Open Interest	0

Performance and Risk			
	6m	1Y	3Y
Perf (%)	+30.45%	-	-
Perf (abs.)	+152.52	-	-
Beta	-	-	-
Volatility	31.83	-	-





Futures and Options	
Related Futures	-
Related Options	-



Information about previous performance does not guarantee future performance.
 Source: FactSet

Price data	
Ø price 5 days Ø volume 5 days (pcs.)	663.9425 USD (0)
Ø price 30 days Ø volume 30 days (pcs.)	680.8026 USD (0)
Ø price 100 days Ø volume 100 days (pcs.)	644.5102 USD (0)
Ø price 250 days Ø volume 250 days (pcs.)	- USD (-)
YTD High date	708.0561 USD (2024/07/05)
YTD Low date	491.0085 USD (2024/01/03)
52 Weeks High date	- USD (-)
52 Weeks Low date	- USD (-)

Recent Research

on underlying	on sector	on market	
Date		Headline	Download
2024/07/12		Global Equity Ratings	
2024/06/21		Global Equity Ratings	
2024/06/14		Global Equity Ratings	
2024/05/29		Global Equity Ratings	
2024/04/26		Global Equity Ratings	