

# NIKE INC. FUTURE (NKEF) - EUX/202410

2024/07/10 18:34:34

Price  
**72.6827** USD

Difference  -2.35% (-1.75)

### General attributes

Symbol	NKEFV24
Exchange	Eurex
Currency	USD
Security type	Future
Underlying	NIKE INC. 'B'
Maturity	10-2024
Contract size	100

### Market data

Bid (Bid size)	- USD (-)
Ask (Ask size)	- USD (-)
Open	72.6827 USD
High	72.6827 USD
Low	72.6827 USD
Close (prev. day)	74.4296 USD
Underlying	NIKE INC. 'B'
Underlying price (date)	72.54 (24/07/10)
Settlement price (date)	72.68 (24/07/10)
Open Interest	0

### Performance and Risk

	6m	1Y	3Y
Perf (%)	-31.46%	-	-
Perf (abs.)	-33.36	-	-
Beta	-	-	-
Volatility	39.36	-	-

### Futures and Options

Related Futures	-
Related Options	-

5Y










Information about previous performance does not guarantee future performance.  
Source: FactSet

### Price data

Ø price 5 days   Ø volume 5 days (pcs.)	74.7746 USD (0)
Ø price 30 days   Ø volume 30 days (pcs.)	90.0829 USD (0)
Ø price 100 days   Ø volume 100 days (pcs.)	95.3739 USD (0)
Ø price 250 days   Ø volume 250 days (pcs.)	- USD (-)
YTD High   date	110.4243 USD (2024/01/02)
YTD Low   date	72.6827 USD (2024/07/10)
52 Weeks High   date	- USD (-)
52 Weeks Low   date	- USD (-)

### Recent Research

on underlying	on sector	on market	
Date		Headline	Download
2024/06/21		Global Equity Ratings	
2024/06/14		Global Equity Ratings	
2024/05/29		Global Equity Ratings	
2024/04/26		Global Equity Ratings	
2024/04/03		Global Equity Ratings	