

NIKE INC. FUTURE (NKEF) - EUX/202410

2024/06/28 18:40:58

Price
76.9201 USD

Difference  **-19.86% (-19.07)**

General attributes

Symbol	NKEFV24
Exchange	Eurex
Currency	USD
Security type	Future
Underlying	NIKE INC. 'B'
Maturity	10-2024
Contract size	100

Market data

Bid (Bid size)	- USD (-)
Ask (Ask size)	- USD (-)
Open	76.9201 USD
High	76.9201 USD
Low	76.9201 USD
Close (prev. day)	95.9864 USD
Underlying	NIKE INC. 'B'
Underlying price (date)	75.37 (24/06/28)
Settlement price (date)	76.92 (24/06/28)
Open Interest	0

Performance and Risk

	6m	1Y	3Y
Perf (%)	-31.38%	-	-
Perf (abs.)	-35.18	-	-
Beta	-	-	-
Volatility	39.09	-	-

Futures and Options

Related Futures	-
Related Options	-

5Y












Information about previous performance does not guarantee future performance.
Source: FactSet

Price data

Ø price 5 days Ø volume 5 days (pcs.)	92.7710 USD (0)
Ø price 30 days Ø volume 30 days (pcs.)	94.7785 USD (0)
Ø price 100 days Ø volume 100 days (pcs.)	97.9264 USD (0)
Ø price 250 days Ø volume 250 days (pcs.)	- USD (-)
YTD High date	110.4243 USD (2024/01/02)
YTD Low date	76.9201 USD (2024/06/28)
52 Weeks High date	- USD (-)
52 Weeks Low date	- USD (-)

Recent Research

on underlying	on sector	on market	
Date		Headline	Download
2024/06/21		Global Equity Ratings	
2024/06/14		Global Equity Ratings	
2024/05/29		Global Equity Ratings	
2024/04/26		Global Equity Ratings	
2024/04/03		Global Equity Ratings	