

NIKE INC. FUTURE (NKEF) - EUX/202410

2024/05/23 18:40:36

Price
92.8086 USD

Difference  **-0.70% (-0.65)**

General attributes

| | |
|---------------|---------------|
| Symbol | NKEFV24 |
| Exchange | Eurex |
| Currency | USD |
| Security type | Future |
| Underlying | NIKE INC. 'B' |
| Maturity | 10-2024 |
| Contract size | 100 |

Market data

| | |
|-------------------------|--------------------|
| Bid (Bid size) | - USD (-) |
| Ask (Ask size) | - USD (-) |
| Open | 92.8086 USD |
| High | 92.8086 USD |
| Low | 92.8086 USD |
| Close (prev. day) | 93.4632 USD |
| Underlying | NIKE INC. 'B' |
| Underlying price (date) | 91.9799 (24/05/24) |
| Settlement price (date) | 92.81 (24/05/23) |
| Open Interest | 0 |

Performance and Risk

| | 6m | 1Y | 3Y |
|-------------|---------|----|----|
| Perf (%) | -16.72% | - | - |
| Perf (abs.) | -18.64 | - | - |
| Beta | - | - | - |
| Volatility | 28.47 | - | - |

Futures and Options

| | |
|-----------------|---|
| Related Futures | - |
| Related Options | - |

5Y








Information about previous performance does not guarantee future performance.
Source: FactSet

Price data

| | |
|---|---------------------------|
| Ø price 5 days Ø volume 5 days (pcs.) | 93.0603 USD (0) |
| Ø price 30 days Ø volume 30 days (pcs.) | 94.6228 USD (0) |
| Ø price 100 days Ø volume 100 days (pcs.) | 100.6576 USD (0) |
| Ø price 250 days Ø volume 250 days (pcs.) | - USD (-) |
| YTD High date | 110.4243 USD (2024/01/02) |
| YTD Low date | 91.2086 USD (2024/04/10) |
| 52 Weeks High date | - USD (-) |
| 52 Weeks Low date | - USD (-) |

Recent Research

| on underlying | on sector | on market | |
|---------------|---|-----------------------|---|
| Date | | Headline | Download |
| 2024/04/26 |  | Global Equity Ratings |  |
| 2024/04/03 |  | Global Equity Ratings |  |
| 2024/03/13 |  | Global Equity Ratings |  |
| 2024/02/22 |  | Global Equity Ratings |  |
| 2024/02/14 |  | Global Equity Ratings |  |