

# BEIERSDORF AG FUTURE (BEIG) - EUX/202410

2024/09/02 18:39:44

**Price**  
**130.6812** EUR

**Difference**  **-0.57% (-0.74)**

### General attributes

Symbol	BEIGV24
Exchange	Eurex
Currency	EUR
Security type	Future
Underlying	BEIERSDORF AG
Maturity	10-2024
Contract size	100

### Market data

Bid (Bid size)	- EUR (-)
Ask (Ask size)	- EUR (-)
Open	130.6812 EUR
High	130.6812 EUR
Low	130.6812 EUR
Close (prev. day)	131.4257 EUR
Underlying	BEIERSDORF AG
Underlying price (date)	130.45 (24/09/03)
Settlement price (date)	130.68 (24/09/02)
Open Interest	0

### Performance and Risk

	6m	1Y	3Y
Perf (%)	-3.31%	-	-
Perf (abs.)	-4.48	-	-
Beta	-	-	-
Volatility	14.15	-	-

### Futures and Options

Related Futures	-
Related Options	-

5Y








Information about previous performance does not guarantee future performance.  
Source: FactSet

### Price data

Ø price 5 days   Ø volume 5 days (pcs.)	130.7502 EUR (0)
Ø price 30 days   Ø volume 30 days (pcs.)	130.4738 EUR (0)
Ø price 100 days   Ø volume 100 days (pcs.)	139.3984 EUR (0)
Ø price 250 days   Ø volume 250 days (pcs.)	- EUR (-)
YTD High   date	149.7609 EUR (2024/05/10)
YTD Low   date	124.5587 EUR (2024/08/13)
52 Weeks High   date	- EUR (-)
52 Weeks Low   date	- EUR (-)

### Recent Research

on underlying	on sector	on market	
Date		Headline	Download
2024/08/12		Global Equity Ratings	
2024/07/24		Global Equity Ratings	
2024/07/12		Global Equity Ratings	
2024/06/21		Global Equity Ratings	
2024/06/14		Global Equity Ratings	