

# COMPAGNIE DE SAINT-GOBAIN S.A. FUTURE (GOBG) - EUX/202410

2024/07/16 18:50:28

**Price**  
**80.2478** EUR  
 Difference  1.06% (0.84)

**General attributes**

Symbol GOBGV24  
 Exchange Eurex  
 Currency EUR  
 Security type Future  
 Underlying COMPAGNIE DE SAINT-GOBAIN S.A.  
 Maturity 10-2024  
 Contract size 100

**Market data**

Bid (Bid size) - EUR (-)  
 Ask (Ask size) - EUR (-)  
 Open 80.2478 EUR  
 High 80.2478 EUR  
 Low 80.2478 EUR  
 Close (prev. day) 79.4078 EUR  
 Underlying COMPAGNIE DE SAINT-GOBAIN S.A.  
 Underlying price (date) 79.42 (24/07/16)  
 Settlement price (date) 80.25 (24/07/16)  
 Open Interest 0

**Performance and Risk**

	6m	1Y	3Y
Perf (%)	+25.15%	-	-
Perf (abs.)	+15.96	-	-
Beta	-	-	-
Volatility	23.76	-	-

**Futures and Options**

Related Futures -  
 Related Options -

5Y







Information about previous performance does not guarantee future performance.  
 Source: FactSet

**Price data**

Ø price 5 days   Ø volume 5 days (pcs.)	78.1569 EUR (0)
Ø price 30 days   Ø volume 30 days (pcs.)	76.8475 EUR (0)
Ø price 100 days   Ø volume 100 days (pcs.)	74.6302 EUR (0)
Ø price 250 days   Ø volume 250 days (pcs.)	- EUR (-)
YTD High   date	82.1310 EUR (2024/05/15)
YTD Low   date	61.6249 EUR (2024/01/17)
52 Weeks High   date	- EUR (-)
52 Weeks Low   date	- EUR (-)

**Recent Research**

on sector		on market	
Date		Headline	Download
2024/07/12		Global Equity Ratings	
2024/06/21		Global Equity Ratings	
2024/06/14		Global Equity Ratings	
2024/05/29		Global Equity Ratings	
2024/04/26		Global Equity Ratings	