

ORACLE CORP. FUTURE (ORCF) - EUX/202410

2024/07/26 18:35:40

Price
140.5888 USD

Difference  -0.77% (-1.09)

General attributes

Symbol	ORCFV24
Exchange	Eurex
Currency	USD
Security type	Future
Underlying	ORACLE CORP
Maturity	10-2024
Contract size	100

Market data

Bid (Bid size)	- USD (-)
Ask (Ask size)	- USD (-)
Open	140.5888 USD
High	140.5888 USD
Low	140.5888 USD
Close (prev. day)	141.674 USD
Underlying	ORACLE CORP
Underlying price (date)	139.01 (24/07/26)
Settlement price (date)	140.59 (24/07/26)
Open Interest	0

Performance and Risk

	6m	1Y	3Y
Perf (%)	+18.40%	-	-
Perf (abs.)	+21.85	-	-
Beta	-	-	-
Volatility	32.72	-	-

Futures and Options

Related Futures	-
Related Options	-












Information about previous performance does not guarantee future performance.
Source: FactSet

Price data

Ø price 5 days Ø volume 5 days (pcs.)	141.9559 USD (0)
Ø price 30 days Ø volume 30 days (pcs.)	143.5752 USD (0)
Ø price 100 days Ø volume 100 days (pcs.)	130.1950 USD (0)
Ø price 250 days Ø volume 250 days (pcs.)	- USD (-)
YTD High date	146.3877 USD (2024/07/05)
YTD Low date	105.2458 USD (2024/01/03)
52 Weeks High date	- USD (-)
52 Weeks Low date	- USD (-)

Recent Research

on underlying	on sector	on market	
Date		Headline	Download
2024/07/24		Global Equity Ratings	
2024/07/12		Global Equity Ratings	
2024/06/21		Global Equity Ratings	
2024/06/14		Global Equity Ratings	
2024/05/29		Global Equity Ratings	