

# FEDEX CORP. FUTURE (FDXF) - EUX/202410

2024/07/17 18:45:39

**Price**  
**312.0499** USD  
 Difference  -1.02% (-3.21)

**General attributes**

Symbol	FDXV24
Exchange	Eurex
Currency	USD
Security type	Future
Underlying	FEDEX CORP
Maturity	10-2024
Contract size	100

**Market data**

Bid (Bid size)	- USD (-)
Ask (Ask size)	- USD (-)
Open	312.0499 USD
High	312.0499 USD
Low	312.0499 USD
Close (prev. day)	315.2551 USD
Underlying	FEDEX CORP
Underlying price (date)	310.43 (24/07/17)
Settlement price (date)	312.05 (24/07/17)
Open Interest	0

**Performance and Risk**

	6m	1Y	3Y
Perf (%)	+24.81%	-	-
Perf (abs.)	+62.04	-	-
Beta	-	-	-
Volatility	30.35	-	-

**Futures and Options**

Related Futures	-
Related Options	-








Information about previous performance does not guarantee future performance.  
 Source: FactSet

**Price data**

Ø price 5 days   Ø volume 5 days (pcs.)	308.2253 USD (0)
Ø price 30 days   Ø volume 30 days (pcs.)	278.9229 USD (0)
Ø price 100 days   Ø volume 100 days (pcs.)	269.1187 USD (0)
Ø price 250 days   Ø volume 250 days (pcs.)	- USD (-)
YTD High   date	315.2551 USD (2024/07/16)
YTD Low   date	240.9733 USD (2024/02/16)
52 Weeks High   date	- USD (-)
52 Weeks Low   date	- USD (-)

**Recent Research**

on sector		on market	
Date		Headline	Download
2024/07/12		Global Equity Ratings	
2024/06/21		Global Equity Ratings	
2024/06/14		Global Equity Ratings	
2024/05/29		Global Equity Ratings	
2024/04/26		Global Equity Ratings	