

## JOHNSON &amp; JOHNSON FUTURE (JNJF) - EUX/202410

2024/07/11 19:04:19

Price  
**151.3291** USDDifference  1.61% (2.40)

## General attributes

Symbol	JNJFV24
Exchange	Eurex
Currency	USD
Security type	Future
Underlying	JOHNSON & JOHNSON
Maturity	10-2024
Contract size	100

## Market data

Bid (Bid size)	- USD (-)
Ask (Ask size)	- USD (-)
Open	151.3291 USD
High	151.3291 USD
Low	151.3291 USD
Close (prev. day)	148.9261 USD
Underlying	JOHNSON & JOHNSON
Underlying price (date)	149.70 (24/07/11)
Settlement price (date)	151.33 (24/07/11)
Open Interest	0

## Performance and Risk

	6m	1Y	3Y
Perf (%)	-7.64%	-	-
Perf (abs.)	-12.52	-	-
Beta	-	-	-
Volatility	13.89	-	-

## Futures and Options

Related Futures	-
Related Options	-

5Y




















Information about previous performance does not guarantee future performance.  
Source: FactSet

## Price data

Ø price 5 days   Ø volume 5 days (pcs.)	148.1165 USD (0)
Ø price 30 days   Ø volume 30 days (pcs.)	148.0821 USD (0)
Ø price 100 days   Ø volume 100 days (pcs.)	153.1930 USD (0)
Ø price 250 days   Ø volume 250 days (pcs.)	- USD (-)
YTD High   date	165.6942 USD (2024/03/01)
YTD Low   date	145.7862 USD (2024/04/17)
52 Weeks High   date	- USD (-)
52 Weeks Low   date	- USD (-)

## Recent Research

on underlying		on sector		on market	
Date				Headline	Download
2024/06/21				Global Equity Ratings	
2024/06/14				Global Equity Ratings	
2024/05/29				Global Equity Ratings	
2024/04/26				Global Equity Ratings	
2024/04/03				Global Equity Ratings	