

AMGEN INC. FUTURE (AMGF) - EUX/202410

2024/09/17 18:45:41

Price
335.9044 USD

Difference  -0.23% (-0.76)

General attributes

Symbol	AMGFV24
Exchange	Eurex
Currency	USD
Security type	Future
Underlying	AMGEN INC.
Maturity	10-2024
Contract size	100

Market data

Bid (Bid size)	- USD (-)
Ask (Ask size)	- USD (-)
Open	335.9044 USD
High	335.9044 USD
Low	335.9044 USD
Close (prev. day)	336.6643 USD
Underlying	AMGEN INC.
Underlying price (date)	333.79 (24/09/18)
Settlement price (date)	335.90 (24/09/17)
Open Interest	0

Performance and Risk

	6m	1Y	3Y
Perf (%)	+21.65%	-	-
Perf (abs.)	+59.78	-	-
Beta	-	-	-
Volatility	28.57	-	-

Futures and Options

Related Futures	-
Related Options	-

5Y











Information about previous performance does not guarantee future performance.
Source: FactSet

Price data

Ø price 5 days Ø volume 5 days (pcs.)	332.7927 USD (0)
Ø price 30 days Ø volume 30 days (pcs.)	328.5533 USD (0)
Ø price 100 days Ø volume 100 days (pcs.)	320.6056 USD (0)
Ø price 250 days Ø volume 250 days (pcs.)	299.9512 USD (0)
YTD High date	342.8670 USD (2024/07/25)
YTD Low date	266.7733 USD (2024/04/17)
52 Weeks High date	- USD (-)
52 Weeks Low date	- USD (-)

Recent Research

on underlying	on sector	on market	
Date		Headline	Download
2024/09/11		Global Equity Ratings	
2024/09/05		Global Equity Ratings	
2024/08/12		Global Equity Ratings	
2024/07/24		Global Equity Ratings	
2024/07/12		Global Equity Ratings	